

Safety and Airspace Regulation Group



CAP 403

Flying Displays and Special Events: Safety and Administrative Requirements and Guidance

Edition 23 | **February** 2026

Published by the Civil Aviation Authority
Civil Aviation Authority
Aviation House
Gatwick Airport South
West Sussex
RH6 0YR

You can copy and use this text but please ensure you always use the most up to date version and use it in context so as not to be misleading and credit the CAA.

First published October 1973
Second edition July 1977
Reprinted February 1979
Reprinted August 1980
Third edition August 1982
Fourth edition January 1989
Fifth edition January 1990
Sixth edition March 1992
Seventh edition April 1995
Eight edition February 1998
Ninth edition 29 November 2002
Tenth edition 9 March 2007
Eleventh edition 1 April 2009
Twelfth edition 1 March 2010
Twelfth edition including amendment 2012/01, 29 June 2012
Thirteenth edition. February 2015 Re-written
Thirteenth edition 1 including amendment 2016, 1 March 2016
Thirteenth edition 2 including amendment 2016, 13 April 2016
Thirteenth edition 3 including amendment 2016, 24 May 2016
Thirteenth edition 4 including amendment 2016, 6 June 2016
Thirteenth edition 5 including amendment 2017, 20 February 2017
Fourteenth edition, May 2017
Fourteenth edition 1 including amendment 2017/01 May 2017
Fifteenth edition, March 2018
Sixteenth edition, January 2019
Seventeenth edition, February 2020
Eighteenth edition, January 2021
Nineteenth edition, February 2022
Twentieth edition, March 2023
Twenty first edition, February 2024
Twenty second edition, February 2025
Twenty third edition, February 2026

Enquiries regarding the content of this publication are to be addressed to:
General Aviation Unit, Safety and Airspace Regulation Group, Civil Aviation Authority,
Aviation House, Gatwick Airport South, West Sussex RH6 0YR, ga@caa.co.uk

Contents

Contents	3
Revision History	9
Terminology and Definitions	15
General information	21
Introduction	21
Background	21
Safety Management	22
Human Factors (HF) in Air Displays	23
Air Display HF course	24
HF in Air Displays	24
Chapter 1	26
Flying Display legal requirements	26
Article 86	26
Private Flying Displays	27
Long term Permissions (LTP) for display practice	27
Special Events	28
Dropping of articles (Article 89 of the ANO)	29
Aircraft Races and Contests	30
Fly-ins	30
Military events, venues and military participation in civilian Flying Displays	30
Foreign participation	31
Chapter 2	33
Applying for a Flying Display or Special Event	33
Applying for Permission	33
Identifying the permission required	34
The Map	35
Flying Displays and Special Events featuring only military registered aircraft	38
Charges	38
Cancellations and amendments	38
Exempt items	38
Assessment of charges	39
Feedback	39
Chapter 3	40
Application Timescales	40
Notification to the CAA	40
90 days prior to the event	40
60 days prior to the event	41
42 days prior to the event	42
14 days prior to the event	43

Chapter 4	44
Personnel.....	44
Lines of responsibility	44
The Event Organiser (EO).....	44
The Flying Display Director (FDD).....	45
Airborne Flying Display Directors (AFDD)	45
Flying Control Committee (FCC)	46
Flight crew	46
Chapter 5	47
The Flying Display – planning and categorisation	47
Site assessment	47
Spectator areas and car parks	48
Drones and balloons.....	48
Commentator and public address systems	49
Secondary spectator considerations	49
Parking and ground manoeuvring of aircraft	50
Summary of separation distances for Flying Display planning	51
Hazardous materials.....	51
Display area.....	52
Separation Distances	55
Holding areas	58
Minimum heights	58
Categorisation of a flying display.....	58
Use and allocation of radio frequencies	60
Airspace considerations	60
Use of Transponder.....	61
Insurance.....	61
Chapter 6	62
The Flying Display – Management.....	62
Display site layout.....	62
Display area restrictions	62
Over-flight of spectators	63
Setting of minimum heights	63
Military participation.....	64
Aircraft maximum speeds	65
Touch-and-goes and simulated go-arounds as part of a display.....	65
Weather minima	66
Pyrotechnics used for ground special effects	67
Briefing	68
Display practises on the day of a Flying Display	68
Arrivals and Departures from Flying Displays	69
Standard Warning and STOP calls.....	69
STOP Call and safety breach reporting and procedures	72
Standard display calls.....	73
Carriage of persons onboard display aircraft.....	73
Displays by Commercial Air Transport (CAT) operators.....	73
Pleasure flights	74
Pleasure flight escorts	75

Emergency Services.....	75
Assurance visits of Flying Displays and Special Events by the CAA	75
Chapter 7	76
Event Organiser (EO) – Guidance and information.....	76
The Event Organiser (EO).....	76
Finding an FDD	76
Liaison with the Local Authority and Emergency Services	76
The Emergency Plan	77
Risk Assessment	79
Local Authorities	79
The Police.....	79
Fire and Rescue Services	81
Appointment of officials	81
Local landowners.....	82
Medical	82
Chapter 8	83
Flying Display Director (FDD) – Requirements and information.....	83
General.....	83
Deputy FDDs (DFDD).....	84
Flying Control Committees (FCC)	84
Display Area	85
Risk Assessment and emergency planning.....	85
Document checks and insurance	86
Military participation.....	87
Foreign civilian participation	88
Tyro DA (TDA) participation	88
Parachute, paraglider, paramotor, hang-glider and foot-launched aircraft participation	89
Flying Display Director further considerations	90
Minimum heights and visibility	91
Exclusion Zones for over water displays	92
Danger areas.....	93
Airborne Flying Display Directors (AFDD)	93
Post display feedback.....	94
Reporting of occurrences and incidents	95
Action in the event of an aircraft accident.....	96
Summary of FDD and AFDD responsibilities	96
Chapter 9	98
Air Traffic Services – requirements and information	98
General.....	98
Air Traffic Control Service.....	99
Flight Information Service (FIS).....	100
Air Ground Communication Service (AGCS).....	101
FDD use of ground aeronautical radio station	102
FDD Attestation of FCC.....	103
Flying Display Operational Control (OPC) Communications	103
Air Traffic Service personnel	104

Frequency allocation	104
Radio licensing / Approval charges	105
Chapter 10	106
Ballooning as part of a Flying Display	106
Legal requirements	106
Chapter 11	107
Parachuting as part of a Flying Display	107
Legal requirements	107
Liaison and reconnaissance	107
The display	107
Chapter 12	108
Paragliders, Hang-gliders and powered variants as part of a Flying Display .	108
General	108
Pilot requirements	108
Liaison and reconnaissance	108
The Landing Area	109
The display (when the display forms part of a Flying Display).....	110
Post-landing.....	111
Separation Distances	111
Chapter 13	112
Foot-launched aircraft as part of a Flying Display	112
General	112
Pilot access to the launch area.....	112
Separation distances	112
Chapter 14	113
Air racing as part of a Flying Display	113
General.....	113
Chapter 15	115
Banner towing as part of a Flying Display	115
General	115
DA requirements	115
Separation distances	115
Considerations.....	115
Chapter 16	116
Airborne pyrotechnic displays.....	116
General	116
Airborne displays using pyrotechnics	116

Pyrotechnic risk classification	117
Minimum Pyrotechnic Release Heights (MPRH)	117
Wind speed and direction of fallout and rate of fall.....	119
Anticipating a pre-ignition and / or failure in the air and on the ground	119
Parking of loaded aircraft.....	120
Safety information and special handling details	120
Risk assessments for airborne displays using pyrotechnics.....	122
Chapter 17	123
Flying Displays during twilight	123
General.....	123
Chapter 18	125
Model aircraft and Unmanned Aircraft Systems (UAS) as part of a Flying Display	125
General.....	125
Model aircraft display limitations.....	127
Full size and model aircraft synchronised displays	127
Appendix A	128
Risk Assessment.....	128
Flying Display safety risk management	128
Why is risk management important?	128
The risk management process	128
Hazard / risk definition	131
Hazard identification	131
Risk Assessment	133
Risk Likelihood (L)	134
Risk Severity (S).....	134
Risk tolerability	135
Risk rating categories	136
Risk mitigation	137
Risk Recording	139
Monitoring and improvement.....	140
Flying Display Risk Assessment.....	140
Flying Display Risk Assessment in Flying Display applications.....	141
Appendix B	148
Written, verbal and telephone briefings	148
The display pilot's written brief	148
The verbal brief.....	151
Telephone briefing	153
Debriefing	153
Formation briefings and walk throughs.....	154
Appendix C	156

Flying Display Director Accreditation	156
Obtaining Flying Display Director accreditation	156
FDD Validity	159
FDD Currency	159
FDD Upgrades	160
Flying Display Symposia	162
FDD Mentoring / shadowing	162
Lapsed and expired FDDs	162
Obtaining Airborne FDD accreditation	163
AFDD Validity.	164
AFDD Currency.	164
FDD / AFDD Revalidations	165
FDD / AFDD Revocation	167
 Appendix D	 168
 FAiR System	 168
 Appendix E	 171
 Useful Links	 171

Revision History

Edition 12**March 2010**

This revision incorporates changes to the Air Navigation Order (ANO) references to reflect the 2009 edition of the ANO.

Other minor editorial corrections, convenient to be included at this time, have also been included. All technical changes are marked by a marginal line.

Edition 12, Amendment 2012/01**June 2012**

This amendment amends Chapter 6, paragraphs 3.1 and 4 to address two AAIB Safety Recommendations (2011-001 and 2011-002 in FACTOR 02/2011). Due to their urgent nature these changes have been made ahead of the major revision to this CAP.

Edition 13**February 2015**

This revision is a complete rewrite of CAP 403. The CAP is now split into Part A and Part B covering Flying Displays and Special Events respectively.

Edition 13, Amendment 2016/01**March 2016**

Amends to reflect change in display application requirements (Chapter 3 Part A, Chapter 4 Part A and Annex A – Risk Assessment) and introduction of fitness assessment for Flying Display Directors and Display Pilots (Chapter 1 Part A). All subsequent to CAA's review of Flying Display regulation conducted in 2015/6. Due to their urgent nature these changes have been made ahead of a major revision to this CAP in late 2016.

Edition 13, Amendment 2016/02**April 2016**

Amends to reflect change to requirements on FDDs, requirements attached to Display Authorisations and preliminary planning requirements (Chapter 2 Part A), and amends to reflect changes in site assessment and display planning rules and new requirements on post event feedback and safety breach reporting (Chapter 3 Part A). Introduction of requirement to collect and communicate information on latent hazards within aircraft (Chapter 4 Part A). Further amends on DAE appointment and

competency and the requirements and processes attached to Display Authorisations and Display Authorisation renewals (Chapter 5 Part A).

All subsequent to CAA's review of Flying Display regulation conducted in 2015/6.

Edition 13, Amendment 2016/03**May 2016**

Amends to adjust Minimum Separation Distance for light and rotary wing aircraft and to clarify requirements in relation to Display Authorisation revalidation and currency.

Amends subsequent to introduction of online application for Flying Display and special event Permissions. Minor addition to guidance on Risk Assessment

Edition 13, Amendment 2017/01**February 2017**

Amends to reflect introduction of FDD accreditation scheme and inclusion of revised risk management guidance.

Edition 14**May 2017**

A new edition, restructured to improve accessibility, update references and provide greater focus on Flying Displays by removing Part B of the existing document that related to other events not requiring CAA Permissions. Implementation of the CAA's air display review and organisational responses to AAIB recommendations have led to regulatory and policy developments relating to: Display Areas and public protection, FDD accreditation, Airborne FDDs (AFDDs), pilot declarations, FDD documentation checking requirements, warning and stop call guidance and Display Authorisation renewal.

Edition 14, Amendment 2017/01**May 2017**

Minor clarifying amendments relating to definition of Aerobatic Manoeuvre, reporting of terminate calls, use of drones by the general public at displays and restrictions within the Display Area. Addition of a number of definitions to the glossary.

Edition 15**March 2018**

Amendment includes minor clarifications and editorial changes throughout, the addition and amendment of certain definitions, details of the acceptability of certain foreign display authorisations, additional guidance for Flying Display and Special Event applications, additional information concerning military participation, further secondary spectator considerations, additional hazardous material information,

clarification concerning display practises on the day of an event, further details of FDD Accreditation, the provision of Deputy FDDs, reinforced requirement for submission of Flying Display Director Post-Display Feedback Form, updated information concerning the Police, the removal of reference to ORS4.1174 for display flight outside of the Display Area, revised requirements for DAEs, revised requirements for DAs, inclusion of a Suspension and Revocation procedure for FDDs, DAEs and DAs, amendments to DA Categories and Groups, incorporation of the Tyro DA scheme, Appendix B review, the removal of the 120 day notification period for RA(T)s for major events and further details concerning reporting and feedback.

Edition 16**January 2019**

A restructured edition containing minor clarifications and changes throughout. Material specific to DAEs and DAs removed and incorporated into CAP 1724 'Flying Display Standards Document'. Appendices surplus to requirement removed. Introduction of editorial practises and definitions included in General Information Chapter and incorporated throughout. For Private Flying Displays the introduction of the requirement for a FDD and risk assessment, along with the condition for a Display Pilot to hold a DA. Guidance for the application of Article 89 Dropping of Article Permissions and the associated operational restrictions. The requirement for certain key safety considerations to be included in all risk assessments. The requirement for reporting of RA(T) and airspace infringements reinforced. Further information concerning FDD currency, mentoring, shadowing and renewals.

Edition 17**January 2020**

This edition incorporates feedback from the Flying Display community, mostly focussed on providing further clarity where required. Further guidance has been added to improve safety at twilight displays. Additional guidance has been given for displays that use airborne pyrotechnics to further protect Spectators and minimise the risk of ground fires. The guidance for formation briefing has been expanded and additional mandatory formation briefing requirements added. Additional guidance surrounding risk mitigation to As Low As Reasonably Practicable (ALARP), and amendments to risk categorisation have been made to Appendix A (Risk Assessment).

Edition 18**January 2021**

This edition incorporates feedback from the Flying Display community, mostly focussed on providing further clarity where required, and minor editorial changes. The guidance concerning maps suitable for submission with an application has been enhanced. Guidance on how to cancel an application or request an amendment to an issued Permission has been added. Clarification of the requirements concerning the notification and checking of hazardous materials on military aircraft has been updated. Changes to the procedure for the application and granting of a DA Exemption for Commercial Air Transport operators has been incorporated. References to further publications containing information on Human Factors has been added. Additional information concerning AFDD accreditation and currency has been provided.

Edition 19**February 2022**

Introduction of the definition of an Aerodrome as applicable to this CAP, clarification of the requirements for the application and use of a Long Term Permission for Display Practice, additional guidance for the application of a RA(T), a reminder to pilots concerning the mandatory use of transponders, amendment and clarification of the requirements for touch-and-goes and simulated go-arounds at Flying Displays, introduction of a strong obligation for pilots of radio equipped aircraft to Terminate a display for recognised radio failures, a recommendation that commentators should be involved in the SAG process, clarification of the use of pyrotechnics during landing, a requirement for EO sign off of risk assessments for airborne pyrotechnic displays and details of the course of action in the event of a failed FDD renewal.

Edition 20**March 2023**

This edition incorporates feedback from the Flying Display community, mostly focussed on providing further clarity where required, and minor editorial changes. Changes include: clarification of the position concerning foreign DAs; use of the term “non-aerobatic Flying Display” in place of “flypast” (where appropriate); further guidance concerning applications for NOTAMs; a change of the minimum notice period required for ATCOs or FISOs intending to provide an ATS at a Flying Display or Special Event based at a temporary site or one not normally providing the service; clarification that 2 – 3 item low complexity displays with high energy content may be

considered tier 1 providing the high energy content is non-aerobatic; addition of a “TOO HIGH” call; deletion of the strong obligation for pilots to terminate a display for known radio failures; previous Chapter 16 titled “Twilight and airborne pyrotechnic displays” divided into separate Chapters; clarification that an Art 89 Exemption for displays including airborne pyrotechnics is required for each location; further considerations for displays conducted in twilight; amended content concerning Flying Displays including model aircraft and UAS; Form 1303B is now valid for a period of 12 months; the requirement for FDDs to attend Flying Display symposia at least once every 3 years; details concerning FDD revalidation requirements and options; inclusion of details of the CAA HF Course; removal of DAP1920D/F and details of new method of notification for mil aircraft participation.

Edition 21**February 2024**

The amendments to this edition consist mostly of minor editorial changes and further clarification. Changes include: the addition of guidance on the requirement of the FDD restricted Radio Operator’s Certificate of Competence (ROCC); clarification of the requirements of the airborne pyrotechnic risk assessment submitted with Art 89 Permission applications; revised requirements for the submission of form SRG1303B and amendments to the suggested format and content of pilot briefings.

Edition 22**February 2025**

Amendments include: the re-formatting of certain tables to comply with accessibility requirements, change to symposium attendance requirements, the creation of a new Appendix containing useful links as previously included throughout the CAP, clarification that all references to ‘pilot’ in this CAP apply to ‘pilot-in-command’, revised criteria for the use of a CAA LTP, revised Appendix A risk assessment guidance, introduction of the definition of ‘stable flight’, use of the term ‘safety risk’ (previously described as ‘risk’), introduction of the term and definition of SQEP and revised methodology for the use of minimum lateral separation distances between display aircraft and crowd line.

Edition 23**February 2026**

Amendments include: the introduction of the definition of Military Registered Aircraft, the removal from Chapter 11 “Parachuting as part of a Flying Display” of content

common to 'CAP 660 Parachuting' and additional guidance / clarification provided in Appendix A Risk Assessments.

Changes and amendments

Changes and amendments in this CAP are underlined in red.

Feedback

The CAA seeks to continually improve its regulation and guidance and your feedback is helpful to us in doing so. If you have any comments or suggestions about CAP 403 please send them to ga@caa.co.uk with subject line 'CAP 403 feedback'.

Terminology and Definitions

Throughout this CAP the following terms and definitions are used:

Term	Abbreviation	Definition
Aerobatic Manoeuvre		The definition of an aerobatic manoeuvre is as defined in Schedule 1 of the Air Navigation Order (ANO).
Aerodrome		For the purposes of this CAP, the definition of an Aerodrome is the same as defined in Schedule 1 of the ANO with the addition of the requirement to have been continuously active for 12 years or more. For aerodromes with less than 12 years continuous activity, Local Authority planning permission should be in place. Aerodromes with less than 12 years continuous activity and without Local Authority planning permission must have been surveyed as suitable by a recognised entity with Royal Institution of Chartered Surveyors accreditation.
Airborne Flying Display Director	AFDD	A Pilot holding a UK Display Authorisation (DA) participating in their own single item Flying Display who is responsible to the CAA for the safe conduct of that Flying Display ¹ .
Aircraft Parking Area		An area used for the parking of aircraft to which the public has no access during the period of the display.
Airfield Boundary		The line delineated by the Airfield Boundary fence, or where no such fence exists, the area confined to that prepared and used solely for the purpose of ground manoeuvring of aircraft.
Air Navigation Order	ANO	Air Navigation Order 2016 (as amended).
Air Traffic Services	ATS	References to 'ATS' contained in this CAP apply to all ground to air radio telephony transmission communications carried out.
Applicant		A person seeking the issue, renewal or upgrade of a CAA Permission, Exemption, approval or authorisation.
Above Surface Level	ASL	Reference to ASL in this CAP refers to the height above the surface being overflown.
Car Park(s)		Where the words 'Car Park(s)' are used in the text of this CAP, they are intended to apply to Car Park(s) to which Spectators have access during the Flying Display and as such must be considered in the same manner as the Spectator Area.

¹ The Event Organiser (EO) and Airborne Flying Display Director (AFDD) might in some cases be the same person.

Term	Abbreviation	Definition
Close Formation		Close Formation is defined as when an aircraft is flying in close proximity (usually within 50 metres) to another aircraft in such a manner as to require the following aircraft to take all external visual references solely from the lead aircraft.
Congested Area		A Congested Area is defined in Schedule 1 of the ANO ² .
Crowd Line		The line delineating the closest edge of any area, including Car Park(s), accessible to Spectators with respect to the Display Area / Display line.
Danger Area		“Danger Area” means airspace which has been notified as such within which activities dangerous to the flight of aircraft may take place or exist at such times as may be notified.
Display Area		The Display Area is the ground area footprint of the airspace within which displaying aircraft may be manoeuvred at a height below that imposed by SERA.5005(f)(1), SERA.5005(f)(2), subject to the limits of the Flying Display Permission, any further restrictions imposed by the FDD, and the pilot's DA / Military Public Display Authority (PDA).
Display Authorisation	DA	A national document detailing the groups and categories of aircraft in which a pilot is authorised to display, together with any limitations and other specific endorsements.
Display Authorisation Evaluator	DAE	A person authorised by the CAA to conduct evaluations for the award of a Display Authorisation.
Display Datum		The Display Datum is the point upon which individual displays are based and is normally the centre point of the crowd.
Display Item		A single <u>aircraft, or a</u> formation or group of aircraft, flying as one single display ‘act’ throughout ³ .
Display Line or Display Axis		A line defining the track along which displaying aircraft may operate.
Display Pilot ⁴		A pilot who holds a Display Authorisation (DA) or DA Exemption, issued by their National Aviation Authority, or an appropriate military Public Display Authority (PDA), or military Exemption, which allows them to participate in a Flying Display.

² For planning purposes and clarification, a golf course attached to a Congested Area is considered as part of that Congested Area and must be treated as such when considering overflight restrictions.

³ Random collections of aircraft are not considered to be a single Display Item unless they are flying together as a Formation.

⁴ For multi crew aircraft, it is the ‘pilot-in-command’ to which the term ‘pilot’ refers throughout this CAP.

Term	Abbreviation	Definition
Display Routine		A series of linked manoeuvres to be performed during a Flying Display.
Essential Personnel		<p>A person or persons authorised and permitted to be within designated restricted areas, forward of the Crowd Line, during a Flying Display. Examples of Essential Personnel include members of Emergency Services, essential ground support crew, ATS personnel, the FDD and members of the FCC, refuelling operatives, barnstorming display act ground participants when in conjunction with their specific role and CAA FSOs whilst pursuant to their duties.</p> <p>NOTE: Once a specific duty has been completed, those personnel become non-essential and must re-locate to an area compliant with published Flying Display lateral Separation Distances.</p>
Event Organiser	EO	The EO is the person responsible for all matters pertaining to the wider planning and execution of an event that includes a Flying Display and for the safety of the general public, both at the event and those affected by the wider impacts of the event.
Fédération Aéronautique Internationale	FAI	The world air sports federation.
Flying Control Committee	FCC	A group of SQEP assembled to assist the FDD in safety management of a Flying Display.
Flying Display		Any flying activity deliberately performed for the purpose of providing an exhibition or entertainment at an advertised event open to the public.
Flying Display Director	FDD	The person responsible to the CAA for the safe conduct of a Flying Display ⁵ .
Flying Display Director Mentor	FDDM	A FDD that has been accredited under the joint CAA / MAA FDD accreditation scheme so endorsed as to permit mentoring of aspiring FDDs.
Flypast		An aircraft flying, either singly or in formation, past a gathering of Spectators along a pre-planned route without manoeuvring, other than when necessary for safe and accurate navigation. Accordingly, this will not include Aerobatic Manoeuvres. A Flypast is considered to consist of one single pass unless otherwise specified on the appropriate Permission.
Funeral Flypast / Funeral Flying Display		Flying activity performed on commemorative and 'in memorial' occasions. The terms 'Flypast' and 'Flying Display' in this context are as defined elsewhere in this section.

⁵ The Event Organiser and FDD might in some cases be the same person.

Term	Abbreviation	Definition
<u>Military Registered Aircraft</u>		<u>Any aircraft on the Military Aircraft Register, or any civilian registered aircraft utilized and piloted by the MOD.</u>
Military Aviation Authority	MAA	The military authority responsible for the regulation of military registered air systems, and military Flying Displays.
Minimum Aerobatic Height		<p>The minimum height above which the aircraft must be capable of complete recovery from an Aerobatic Manoeuvre. This will be the most restrictive of:</p> <ul style="list-style-type: none"> • The minimum aerobatic height specified in the Permission; • The minimum aerobatic height quoted on relevant pilot's DA (in relation to the aircraft category being flown); or • The minimum aerobatic height imposed by the FDD.
MOD Occupied Property		An aerodrome in the occupation of the MOD or of any visiting force in the UK ⁶ or any other premises in the occupation or under the control of the MOD ⁷ .
Minimum Separation Distance	MSD	The minimum separation, in all directions, between any part of an aircraft in flight and the ground, water or any obstacle.
Minimum Pyrotechnic Release Height	MPRH	The minimum height above surface level from which pyros may be ignited, released or emitting product such that any dross / embers are completely burnt out when reaching surface level.
Non-Aerobatic Flying Display		A Non-Aerobatic Flying Display is defined for these purposes as a display made up of manoeuvres which do not require the pilot to exercise the privileges of an Aerobatic DA; where Aerobatic Manoeuvres are as defined in Schedule 1 of the ANO.
Participant		A Flying Display or Special Event performer, or any person directly involved in the conduct of a Flying Display performance.
Permission		The document issued by the CAA permitting the proposed flying activity to take place.
Pleasure Flights		Any passenger flight starting from, or arriving at, the display site (or adjacent site) purely for the purpose of Commercial Air Transport pleasure flying on the day of a Flying Display or Special Event.

⁶ Visiting Force is any visiting foreign military in this context.

⁷ Refer to the ANO Article 86 Para 15 (a).

Term	Abbreviation	Definition
Private Flying Display ⁸		Any flying activity deliberately performed for the purpose of providing an exhibition or entertainment at a private event requiring a Permission to operate contrary to the requirements of SERA.5005(f). (See also 'Flying Display')
Pyrotechnic	Pyro	Any article containing explosive substances, or a mixture of substances designed to produce heat, light, sound, gas or smoke or a combination of such effects through self-sustained exothermic chemical reactions.
Regulatory Article 2335	RA 2335	Regulation detailing the requirements for Flying Displays held over MOD Occupied Property and events over non-MOD Occupied Property where the only participants are military registered aircraft.
Role Demonstration	Role Demo	Any flying activity designed to demonstrate an aircraft's performance commensurate with that normally carried out during routine operations and training.
Separation Distance		The lateral distance between the displaying aircraft and Crowd Line.
Secondary Spectator		A person viewing a Flying Display from a location which has not been specifically designated for Spectators by the EO or FDD.
Special Event		Any flying activity, other than a Flying Display or Private Flying Display, deliberately performed requiring a Permission to operate contrary to the requirements of the ANO, the Rules of the Air or SERA. Special Events include Funeral Flypasts, the dropping of articles and can include film work or any other unusual activity ⁹ .
Spectator		A person attending a Flying Display specifically to witness the event.
Spectator Area		An area specifically designated for Spectators by the EO or FDD and approved by the FDD for Flying Display safety purposes which includes all areas to which Spectators have access during the Flying Display.
Stable flight		Refers to an aircraft maintaining a predictable and controlled state.
Static Aircraft Park		An area used for the parking of aircraft to which the public may have access.
Suitably Qualified and Experienced Person	SQEP	Someone with the qualifications and experience to fulfil the responsibilities of a specific role competently.

⁸ Where reference in this CAP is made to a 'Flying Display' the content applies also to a 'Private Flying Display'.

⁹ Special Event Permissions do not include aerobatics, unless otherwise stated

Term	Abbreviation	Definition
Swept Wing Jet		Any jet aircraft the CAA classifies as 'Swept' including, but not limited to, those where the wing leading edge is at an angle of 30 degrees or more from the perpendicular to the longitudinal axis. ¹⁰
Tailchase		A Tailchase is defined as one or more aircraft following a leader through a series of manoeuvres.
Twilight		The period from sunset to 30 mins after sunset; and from 30 mins before sunrise to sunrise, where sunset and sunrise are measured at surface level at the display location ¹¹ .
Tyro Display Authorisation	TDA	An authorisation available to a newly qualified Display Pilots subject to the conditions detailed in CAP1724.

¹⁰ Classification of a particular aircraft type is the responsibility of the CAA.

¹¹ Schedule 1 of the ANO refers to the definition of night.

General information

Introduction

Flying Displays and aerial Special Events form a significant part of the UK leisure industry. Organisation, administration and participation in displays needs careful consideration if the highest safety standards are to be achieved and maintained. This publication contains specific requirements and is intended as a code of best practice. It offers guidance material to enhance the safety of Participants, Spectators and the General Public.

Protecting the public is of paramount importance and as such any Participant or organiser of a Flying Display or Special Event is responsible for carrying out their tasks with the utmost professionalism and to the highest standards. Flying Displays and Special Events **must** be carefully planned both on the ground and in the air and nothing is to be conducted without careful thought towards ensuring that the safety risks to the general public, spectators and flying and non-flying participants have been considered and the activity is as safe as reasonably possible.

The impromptu, *ad hoc*, unrehearsed or unplanned **must not** be attempted.

Background

The Civil Aviation Act 1982 empowers the Civil Aviation Authority (CAA) to regulate civil Flying Displays within the United Kingdom in accordance with the requirements of the ANO. This publication sets out the safety and administrative procedures to be followed by organisers and Participants at such events.

Military Flying Displays are referred to in Article 86(15) of the ANO. Military Flying Displays and Flypasts are conducted in accordance with Military Aviation Authority (MAA) Regulatory Article 2335 (RA 2335).

Guidance is also provided, beyond the statutory requirements, so that experience gained from past displays can be of use to those new to both the organisation and participation in such events.

Unless otherwise stated, nothing in this publication is intended to conflict with the ANO or other legislation, which, for the avoidance of doubt, **must** be regarded as

overriding. Compliance with this publication does not by itself indemnify any person or persons against liability for an accident or serious incident occurring.

Whilst every effort is made to ensure that all information is correct at the time of publication, the CAA reserves the right to amend this document as required to accommodate changes to the law, to correct errors and omissions, or to reflect changes in national policy and good practise.

Throughout this document the following editorial practises and definitions **shall** apply:

- **‘Shall’ / ‘Shall not’** and **‘Must’ / ‘Must not’** are used to indicate a mandatory requirement.
- **‘Should’ / ‘Should not’** is used to indicate strong obligation.
- **‘May’** is used to indicate discretion.

Aeronautical Information Circulars (AIC) ‘Regulation of Flying Displays’ and ‘Notification of Unusual Aerial Activities’ are issued periodically to update the information in this publication.

Further useful information can be found on the CAA General Aviation Unit (GAU) website.

Safety Management

The **Event Organiser** or EO (as defined in this CAP) has overall responsibility for the planning, organisation and wider aspects of public safety at a Flying Display event.

The **Flying Display Director** or FDD (as defined in this CAP) is the person responsible for the safe conduct of the flying activity carried out pursuant to a Permission issued by the CAA.

For the avoidance of any doubt, the FDD **must** understand that they are responsible for the safety risks posed by the planning and management of Flying Display activity. They are also responsible for the oversight of pilots’ performance at the display. They **may** be held accountable by the CAA for a failure to comply with the applicable regulations, the conditions of the Permission or the requirements set out in this CAP.

The EO is subordinate to the FDD in terms of managing and mitigating the safety risk posed by Flying Display activity.

The FDD **must** ensure that pilots' compliance with relevant regulations / conditions are monitored throughout the display and that unsafe displays are terminated. They **should** take into consideration the overall risk picture for the display and use all available resources to support their decision-making.

Display Pilots are responsible for ensuring that they comply with the Rules of the Air Regulations and the ANO, the applicable aircraft limitations and conditions as attached to the Certificate of Airworthiness or Permit to Fly, the conditions of their licence(s) and Display Authorisation, and the conditions of a Flying Display Permission issued by the CAA. They will be accountable to the CAA for a failure to comply with any of the applicable regulations or conditions. Pilots are reminded that it is an offence under the ANO to recklessly or negligently endanger any person, property or aircraft.

Any EO, FDD or pilot that is unsure about their safety responsibilities at a Flying Display should contact the CAA GA Unit to clarify the position.

Human Factors (HF) in Air Displays

HF issues impact all parts of the aviation environment and **should** be considered before, during and after Flying Displays by everyone involved.

Improving the understanding of how HF impacts on the safety of Flying Displays is a priority for the CAA. Increasing awareness of HF influences amongst the air display community led to the CAA commissioning two specific studies to look at, and better understand, Flying Display HF; the first of which was conducted by NATS: Human Factors in Flying Displays. The second study was conducted by the Health and Safety Laboratory: CAP 1694. Human Factors in Air Displays: Transfer of Behaviours and Error Path Study.

The outcomes of the two reports feed into our ongoing commitment to make discussion of HF a routine part of our engagement with the air display community. HF briefings will be an integral element of pre-season symposia, DAE seminars, DA evaluations and FDD accreditation courses and aim to ensure that experiences,

insights and best practice, not only those of display participants / organisers, but also those from the wider aviation community are shared.

As part of awareness raising and, in line with the direction set out in the CAA HF strategy, an on-line area to act as a repository for HF material that will be of interest to the air display community has been developed and can be found on the CAA “Human factors in air displays” website page. Any suggestions for additional material would be welcomed and should be directed to the CAA GAU or by email to human.factors@caa.co.uk.

Air Display HF course

The online Air Display HF course is a one-off requirement and once completed HF will be covered as set out below. Course completion is mandatory prior to the CAA issuing an initial DA and before awarding an initial FDD Accreditation. For access to the course see the CAA “Human factors in air displays” website page.

HF in Air Displays

To ensure HF in air display experiences, insights and best practice are continued to be exposed to the wider display community:

- a) AFDDs, DA holders and DAEs **shall** continue to have HF discussed at their respective DA Evaluations
- b) AFDDs, DA holders and DAEs **shall** continue to ensure they attend a minimum of one Pre-Display Season Symposia every 4 years

Further information on HF in air displays is available on the CAA website (see link at Appendix E). Additional sources of information on aviation related HF considerations includes the following:

- a) CAP 719 “Fundamental Human Factors Concepts”
- b) CAP 737 “Flight Crew Human Factors Handbook”

Reporting

Open and honest reporting is an important part of an effective safety management system; this allows all those involved in Flying Displays to learn from others' incidents in order to prevent accidents in the future. The CAA applies a just culture approach to reporting that provides protection and confidentiality to anyone that reports a safety issue. Accordingly, the CAA welcomes open reporting from all involved in Flying Displays such that they can be shared with others. Furthermore, open reporting allows the CAA to focus its regulation and support efforts into the areas that will make the greatest difference.

Any observation, incident or issue **should** be reported, no matter how small or insignificant it might seem, and can cover aspects such as Human Factors, concerns over performance, near misses or issues that might have led to an incident or accident. Although FDDs **must** submit form SRG1305, the joint CAA / MAA 'Flying Display Director Post Display Feedback Form', the same form **may** be used by anyone wishing to report an issue in the interests of Flying Display safety. All reports will be treated confidentially, and all personal information will be removed during any follow up to protect the reporter. Additionally, occurrence reports may be submitted using the CAA Aviation Reporting Portal.

Participants, organisers and supervisors are also encouraged to report any incidents or examples of errors involving Human Factors that occur during a display to CHIRP who have a dedicated Flying Display reporting stream designed to promulgate to the wider community any lessons learned that could be of benefit to others.

Further information concerning other reporting options available can be found on the CAA website (refer to Appendix E).

Chapter 1

Flying Display legal requirements

Article 86

- 1.1 The Air Navigation Order (ANO) defines a Flying Display as any flying activity deliberately performed for the purpose of providing an exhibition or entertainment at an advertised event open to the public.
- 1.2 Article 86 details the regulations for both the Flying Display Director (FDD) and participating Display Pilots at such an event. The FDD **must** obtain, in writing, a Permission to hold the event from the CAA and to participate in the event, civilian Display Pilots **must** hold a Display Authorisation (DA) or a DA Exemption¹².
- 1.3 Before a Permission can be issued, the CAA **must** be satisfied that the FDD is **a person who is fit and competent as an FDD, having regard in particular to their previous conduct and experience, their organisation, staffing and other arrangements, to safely organise the proposed Flying Display**. To this end, the FDD is required to provide such evidence and undergo such tests and examinations as the CAA **may** require of them.
- 1.4 Similarly, before issuing a DA or DA Exemption, the CAA **must** be satisfied that the pilot is **fit to hold the authorisation and is qualified by having the knowledge, experience, competence, skill, physical and mental fitness to fly in accordance with the authorisation**. To this end, the pilot **must** provide such evidence and undergo such tests and examinations as the CAA requires of them. Further details regarding DAs are contained in CAP 1724.

¹² For multi crew aircraft, the Pilot-in-Command (Captain) **shall** be the Pilot Flying and DA holder.

- 1.5 In deciding if an application for a Permission under Article 86 is required, the FDD **should** note the definition of Flying Display as outlined above. Where the general public are permitted onto the site and any flying activity is deliberately performed for the purpose of providing an exhibition or entertainment for those present, with or without payment, an Article 86 Permission will be required.
- 1.6 AOC Emergency Service Companies **may** be issued Exemptions from the provisions of Article 86 of the ANO for the purpose of Emergency Services Role Demonstrations at UK sites pre-notified to the CAA Flight Operations Inspectorate (Helicopter) Section¹³.

Private Flying Displays

- 1.7 A Private Flying Display is defined as any flying activity deliberately performed for the purpose of providing an exhibition or entertainment at a private event – that is one that is not advertised or open to the public, but which requires a CAA Permission or Exemption from any of the provisions of SERA.
- 1.8 Private Flying Displays **must** be organised and supervised by a FDD / AFDD and the participating pilots are required to hold DAs.

Long term Permissions (LTP) for display practice

- 1.9 A CAA Permission is required for any display practice carried out in non-compliance with SERA and the Rules of the Air Regulations.
- 1.10 Permissions issued for this purpose are usually issued for a period of 12 months and are location specific.
- 1.11 Applications are to be made using the process and applicable requirements set out in Chapter 2 and **must** contain:
- a) A current, colour 1:50,000 scale Ordnance Survey map extract
 - b) A list of participating aircraft (when applicable / known)

¹³ AOC Emergency Service Companies that hold Article 86 Exemptions may also perform Role Demonstrations (in accordance with the conditions attached to such Exemptions) at Flying Displays without being included as a Display Item with the written invitation of the FDD.

- c) A risk assessment covering the location and expected ground footprint of any practice area¹⁴. Risk assessments **must** be carried out by a CAA accredited / appointed person (i.e. FDD / DAE) or the airfield's accountable manager.
- 1.12 A LTP for display practice may be used by pilots to practice within the privileges and scope of a valid DA.
- 1.13 Pilots seeking an initial issue DA, or an upgrade to an existing DA, **shall** only use the LTP for display practice following an appropriate briefing and authorisation from their DAE.
- 1.14 Use of a LTP for display practice requires the authorisation of the Permission holder.
- 1.15 No persons other than minimum crew, as detailed in the aircraft Certificate of Airworthiness or Permit to Fly (or equivalent), are permitted onboard a civilian registered aircraft during any flight made pursuant to a LTP except for the carriage of their DAE when conducting DA training or evaluation.
- 1.16 The Permission holder **shall** maintain records of each flight conducted pursuant to the LTP.
- 1.17 DAEs **shall** record details of each flight authorised by them made pursuant to a LTP.

Special Events

- 1.18 Flights at events that are not open to the public (Special Events) remain subject to the Rules of the Air Regulations and SERA.
- 1.19 To hold such an event, an appropriate Permission is to be sought from the CAA if there is a need to contravene any aspect of these rules (low flying for the purpose of a Private Flying Display for instance).
- 1.20 If it is intended to perform at such an event where a SERA Permission is not necessary, a NOTAM is highly recommended in order to notify other

¹⁴ Guidance on the production of a suitable risk assessment can be found at Appendix A.

airspace users of this Unusual Aerial Activity. Display pilots / organisers can request a NOTAM by submitting an Airspace Co-ordination and Obstacle Management form. Further guidance can be sought by contacting Airspace Regulation (Utilisation) or by calling 01293 983880. NOTAM requests **should** be submitted as soon as practicable to ensure NOTAMs are promulgated in good time.

- 1.21 In addition to the NOTAM request, it is highly recommended that if performing at such an event, transponder equipped aircraft **should** transmit a conspicuity code (squawk) of 7004 unless otherwise directed.
- 1.22 Guidance for events other than those requiring a CAA Permission can be found in CAP 1988: Safety Guidance for Air Rallies, Fly-ins, Air Races/Contests & Charity Events (due to be published Spring 2026).

Dropping of articles (Article 89 of the ANO)

- 1.23 The dropping of articles from an aircraft in any situation is prohibited under Article 89 unless under the terms of an aerial application certificate (Article 91(1)), with the permission of the CAA (Article 89(2)), or if the circumstances described in Articles 89(3) and (4) apply¹⁵.
- 1.24 Operators who intend to drop articles at events that are advertised and open to the public¹⁶ must ensure they comply with the requirements of Article 89, and where applicable apply for a separate Permission under Article 86(1) unless all of the following conditions are met¹⁷:
- a) the articles to be dropped consist only of items not exceeding one half kilogramme in weight
 - b) the dropping of the articles is confined to within a delineated area clear of the assembled spectators
 - c) meteorological conditions are such as to allow flight under Visual Flight Rules

¹⁵ For details concerning the dropping of articles in relation to airborne pyrotechnic devices see chapter 16.

¹⁶ Nothing in this paragraph applies to Article 89 Dropping of Article Permissions for private events.

¹⁷ Operators intending to drop articles at public events are invited to contact the CAA GAU for further guidance on individual applications.

- d) the articles are dropped during a single flypast
- e) a risk assessment is submitted with the Article 89 application

Aircraft Races and Contests

- 1.25 Aircraft races and contests, organised by officially recognised organisations, are specifically exempt from the requirements of Article 86 of the ANO.
- 1.26 Where the public has access to the site of the race or contest, the organiser **should** comply with those parts of this CAP relating to public safety, particularly in relation to Minimum Separation Distances between aircraft, in flight and on the ground, and the public.
- 1.27 Consideration **must** be paid to low flying rules, overtaking, landing with occupied runways, etc and the appropriate Permissions / Exemptions obtained.
- 1.28 Aircraft races and contests **should** be organised and managed in line with the associated body's framework of rules and guidelines.

Fly-ins

- 1.29 CAA Permissions are not required for other flying events such as fly-ins, provided none of the Article 86 qualifying conditions are met and all flying activity is in accordance with the ANO and SERA.

Military events, venues and military participation in civilian Flying Displays

- 1.30 Flying Displays over MOD Occupied Property¹⁸ are regulated by the MAA and are not subject to an ANO Article 86 Permission¹⁹.
- 1.31 Participation by civilian pilots in such displays will be subject to compliance with the most restrictive limits contained within the relevant CAA CAPs and RA 2335.

¹⁸ Including MOD owned property.

¹⁹ Article 86(15)(a).

- 1.32 Flying Displays over non-MOD Occupied Property involving only military registered aircraft are regulated by the MAA and do not require a CAA Permission to be issued pursuant to Article 86(1) of the ANO.²⁰
- 1.33 Before any military registered aircraft can participate in a UK Flying Display, its participation **must** be approved by the MOD.
- 1.34 In the case of UK military registered aircraft, it can be assumed that the required approval has been given by the MOD when the aircraft is allocated to the Flying Display by the relevant Service.

Foreign participation

- 1.35 Non-UK civilian pilots **may** hold, if they wish, a UK DA provided they meet all the requirements specified in CAP 1724 and have been recommended to the CAA by a UK DAE.
- 1.36 Alternatively, non-UK civilian pilots who do not hold a UK DA can apply for a UK DA Exemption using Form SRG 1328. Details on the application process can be found in CAP 1724.
- 1.37 DAs issued by any National Aviation Authority, other than the UK CAA, are currently not acceptable for use in UK Flying Displays²¹.

Foreign military participation

- 1.38 Foreign military participants require the specific approval of the MOD before participating in a UK Flying Display.
- 1.39 FDDs **should** seek early clarification from the MAA if they believe that such Display Items will be participating in their Flying Display; refer also to Regulatory Article 2335.
- 1.40 In some countries, military registered aircraft may be operated by non-military organisations and civilian registered aircraft may be operated by military organisations. In both cases, the MAA and the CAA GAU **must**

²⁰ Article 86(15)(b).

²¹ This direction is issued by the UK CAA in accordance with Article 86(13) of the ANO but applies also to DAs issued by any National Aviation Authority other than the UK CAA.

be consulted for clarification as to whether a form of military Public Display Authority (PDA) / validation or civilian DA / validation is required prior to participating in a UK Flying Display.

Foreign civilian registered aircraft

- 1.41 Where foreign civilian registered aircraft are carrying passengers for valuable consideration into an airfield hosting a Flying Display, a Permission under Article 250 of the ANO **may** be required. Operators of such aircraft **should** visit the Third Country Operator Certificates area of the CAA website for further detail or clarification.
- 1.42 Foreign civilian registered aircraft, other than those covered by ORS4 1249 and ORS4 1524, operating on any form of non-standard or restricted Certificate of Airworthiness (equivalent to the UK Permit to Fly) require an exemption to fly in UK airspace. Exemptions are issued by the CAA Applications and Approvals Department.
- 1.43 Ex-military aircraft with a Maximum Take-off Mass Allowed (MTMA) in excess of 2730kgs, a degree of equivalence with BCAR A8-23/24/25/26 and CAP 632 will be required.
- 1.44 Details on making an application for an exemption to fly in UK airspace can be obtained from the Applications and Approvals Department.

Chapter 2

Applying for a Flying Display or Special Event

Applying for Permission

- 2.1 This Chapter deals with the process and information required by the CAA when applying for a Permission to carry out a Flying Display or Special Event.
- 2.2 Applications do not necessarily need to be made by EOs or FDDs, however, it should be noted that the CAA will correspond directly with the FDD, or an agreed designated assistant, regardless of applicant, concerning any issues raised during application processing for an Article 86 or Private Flying Display²² Permission.
- 2.3 An application for a Flying Display or Special Event Permission is made online by either visiting the CAA General Aviation website or selecting the Flying Display and Special Event or Unusual Aerial Activity application form link at Appendix E.
- 2.4 **All** applications require:
- a) A current colour 1:50,000 scale Ordnance Survey Landranger map.
 - b) A list of participating aircraft. This list **may** be entered on the on-line form itself or by using an aircraft Display Item schedule which can be completed separately and uploaded with the application.
- 2.5 Applications for Article 86 Flying Displays and Private Flying Displays also require a Flying Display Risk Assessment. Further guidance on the production of a suitable Flying Display Risk Assessment can be found at Appendix A.
- 2.6 If applying for an Article 86 Flying Display or Private Flying Display Permission, the application incorporates a declaration in which the FDD undertakes that the Flying Display will be conducted in accordance with

²² As defined in this CAP.

the relevant provisions of this CAP. Additionally, the FDD certifies that a process is in place to communicate information concerning the handling of potential hazardous materials or equipment contained within performing aircraft to Emergency Services in the event of an incident.

Identifying the permission required

2.7 The following tables can be referred to when determining the type of Permission required for a proposed event. It should be noted that the CAA will not issue an Article 86 or SERA Permission for any event over MOD Occupied Property²³ or for any event over civilian land where the only participants are military registered aircraft.

a) Events over civilian land

Type of Event	Advertised and open to the public				Not advertised and private			
Applicable Permission	Article 86 Permission				SERA Permission			
Permission in place	Yes		No		Yes		No	
Registration of aircraft	Mil	Civ	Mil	Civ	Mil	Civ	Mil	Civ
Permitted Activity	Display Flying Role Demo Military Flypast	Display Flying Flypast	Role Demo Military Flypast	None ²⁵ (regardless of height)	As per Permission	As per Permission	Role Demo Military Flypast	In accordance with ANO/SERA
Regulation (most restrictive of)	CAP 403 RA 2335	CAP 403	RA 2335	N/A	CAP 403 RA 2335	CAP 403	RA 2335	ANO/SERA

²³ The term 'over' MOD Occupied Property refers to Flying Display, Role Demonstration or Flypast activity conducted for personnel located within the boundaries of a MOD site even if the activity is conducted over civilian land or water.

²⁴ Except when necessary for take-off or landing in accordance with the Rules of the Air.

b) Events over MOD occupied property (Military regulated)

Registration of aircraft	Military		Civilian	
Type of Event	Flying Display	Other Event	Flying Display	Other Event
Permitted Activity	Display Flying Role Demos Military Flypast	Role Demos Military Flypast	Display Flying Flypast	As per the ANO/SERA
Regulation (most restrictive of)	RA 2335	RA 2335	RA 2335 CAP 403	ANO/SERA

The Map

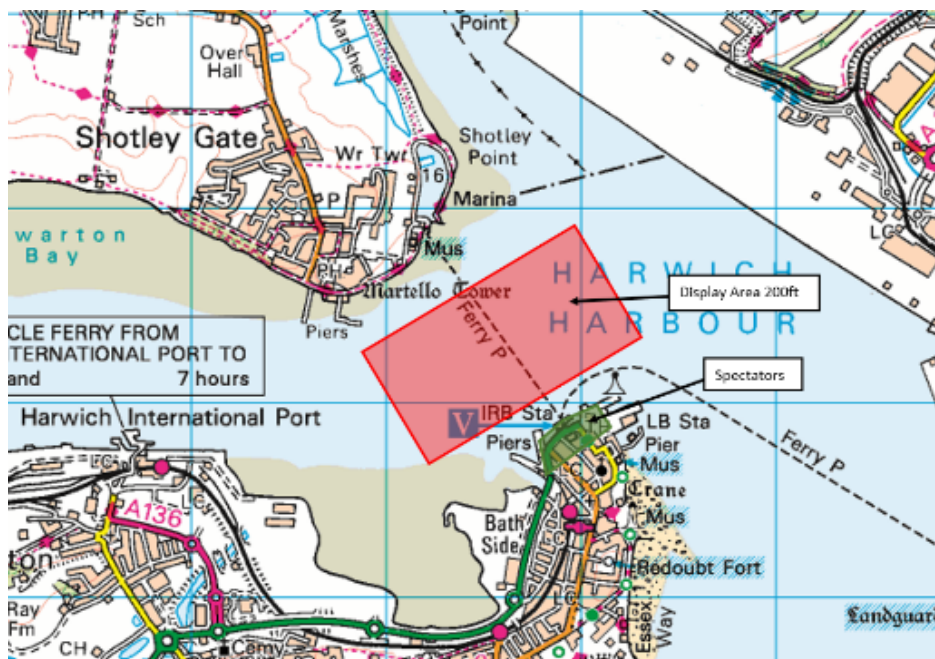
2.8 The current, colour 1:50,000 scale Ordnance Survey map extract **must** clearly show the event location and the layout of the site including:

- a) Boundaries of the Display Area, showing an appropriate separation between existing infrastructure, congested areas, etc
- b) Any relevant features within the Display Area, including, but not limited to:
 - i) Buildings potentially occupied by non-essential personnel
 - ii) Areas where secondary spectators might assemble
- c) Spectator Areas and any other area accessible to spectators during the Flying Display (Car Parks for example).
- d) Features outside of the Display Area that are put at increased risk as a result of the display taking place including, but not limited to:
 - i) Congested Areas
 - ii) Masts, railway lines, bridges and other local infrastructure
 - iii) Major / busy roads
 - iv) Areas where secondary spectators assemble

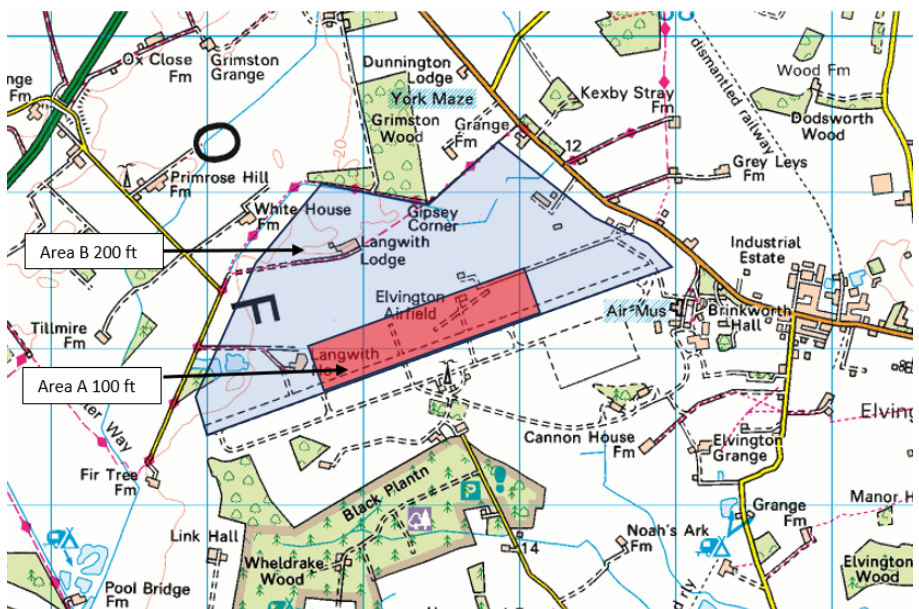
2.9 All maps submitted with applications **must** show at least 1 km beyond the boundary of spectator and display areas.

2.10 The following examples show how the various areas **should** be shown on the current, colour 1:50,000 scale Ordnance Survey map submitted with applications²⁵:

Example of a simple display area.

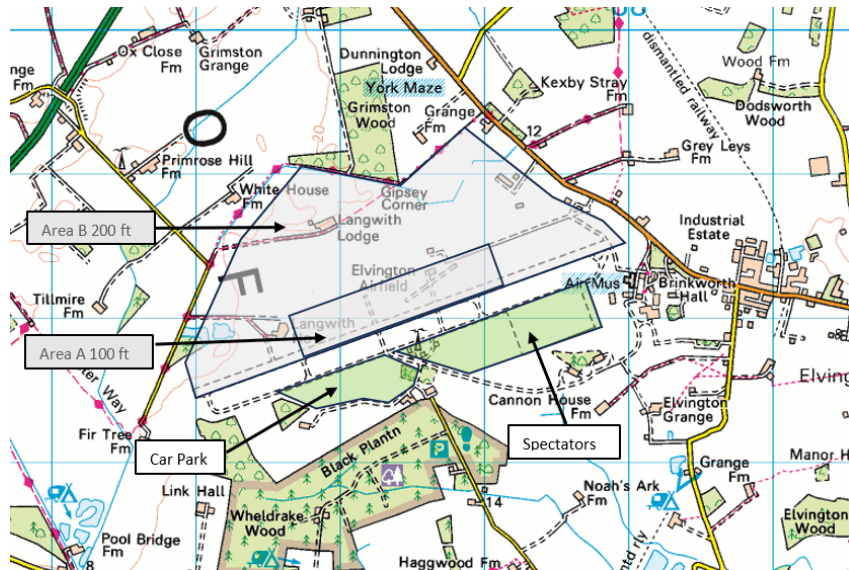


Example of a Display Area with 'sub areas' 'A' and 'B'.



²⁵ These examples are for illustration purposes only. Following appropriate risk assessment, it may be found that the areas shown would not be practicable and require adjustment.

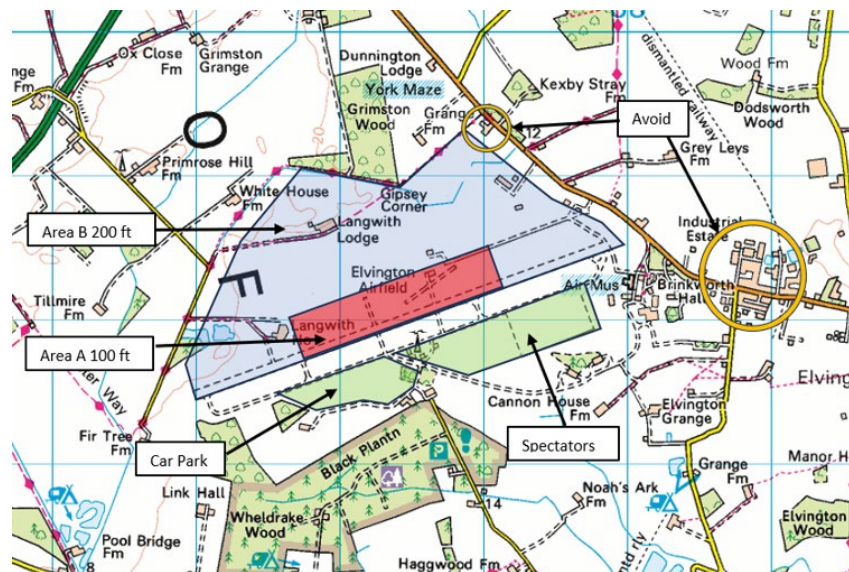
Example delineation of areas accessible to spectators during the time of the Flying Display.



Example of areas to be avoided.



Example Application Map.



For further information on Display Areas and associated 'sub-areas' see Chapter 5.

Flying Displays and Special Events featuring only military registered aircraft

- 2.11 If your Flying Display or Special Event includes only military registered aircraft, you **must** notify the CAA separately using the Airspace Co-ordination and Obstacle Management form.

Charges

- 2.12 The actual charges payable are as published in the ORS 5 CAA Scheme of Charges (General Aviation).
- 2.13 The total payment due is automatically calculated whilst completing the on-line application form and quoted at the appropriate stage of the process. Payments can be made by credit or debit card.
- 2.14 Payment in full is to be made at the time of submission.

Cancellations and amendments

- 2.15 To cancel an application, please email CAA GAU stating the reasons.
- 2.16 To apply for an amendment to an application or an issued Permission, please email CAA GAU. If a change to the date of a Flying Display application or Permission is requested, an updated Risk Assessment is required to be submitted to address any additional hazards that may have arisen due to the change of date.

Exempt items

- 2.17 The following items are currently exempt from charges:
- a) Any race, rally or competition event²⁶
 - b) Any parachute display
 - c) Any balloon display
 - d) The dropping of ashes
 - e) The dropping of poppies for religious or ceremonial purposes

²⁶ Except those where a Permission to operate contrary to the requirements of SERA.5005(f) is required.

Assessment of charges

2.18 If in doubt about the amount payable, please contact CAA GAU.

Feedback

2.19 Feedback will be provided by email from the CAA following assessment of applications received for Article 86 Flying Display or Special Event Permissions within 7 days of receipt.

Chapter 3

Application Timescales

Notification to the CAA

- 3.1 The smooth and expeditious planning for a Flying Display, or any other Special Event, requires that various applications are made to the CAA within appropriate timescales. These timescales are dictated by the requirements of the CAA to discharge their obligations to third parties, to achieve preparation of appropriate documentation including various regulations in the case of a Restricted Area (Temporary) and to achieve satisfactory dissemination of the information to all interested parties.
- 3.2 The timescales given below are the **minimum** required. Where possible, particularly in the busy summer months, applicants **should** submit applications with as much time prior to their event as possible.

90 days prior to the event

Restricted Area (Temporary) (RA(T))

- 3.3 Applications **should** be made online to CAA Airspace Regulation at least 90 days prior to the event using the Airspace Co-ordination and Obstacle Management application form²⁷. Select “Airspace Restrictions (including exemption requests) from the dropdown menu²⁸.
- 3.4 RA(T)s **may** be available for any Flying Display sited at natural choke points, in otherwise unprotected airspace such as coastal events or where the size and nature of the event warrant the setting up of a RA(T). FDDs **should** contact CAA Airspace Regulation (Utilisation) or call 01293 983880 for guidance.

²⁷ RA(T)s are automatically provided for the Royal Air Force Aerobatic Team (RAFAT) The Red Arrows and other major military Formation Display Teams but only for the duration of their display plus a small margin.

²⁸ Further information or guidance is available via CAA Airspace Regulation (Utilisation) or 01293 983880

- 3.5 To better inform the decision making process in the grant of a RA(T), supporting information, in the form of a synopsis of the event with a rundown of expected participants, **should** be provided with applications.

60 days prior to the event

Air Traffic Service arrangements

- 3.6 If it is intended to establish a Temporary Air Traffic Control (ATC) Unit at an event, the provider of ATC **must** be nominated and is required to apply to the CAA Air Traffic Management (ATM) Team by submitting a completed OfW586a Aeronautical Ground Station Radio Licence application form to Ofcom Spectrum Licensing (Aeronautical).
- 3.7 Established ATC Units intending to facilitate a Flying Display or Special Event that involves any new or significant changes to established ATM arrangements at their units **should** notify their ATM regional office.
- 3.8 EOs / FDDs who wish to provide a Flight Information Service (FIS) at a temporary site, or an established site not normally providing a FIS, are required to apply to the CAA ATM Team by submitting a completed form OfW586a.
- 3.9 If an EO / FDD is intending to provide a FIS, procedures for safe and efficient management of flights **shall** be collated and submitted. Guidance for the format of the local instructions is detailed in CAP 797.
- 3.10 A copy of the proposed Manual of Air Traffic Services Part 2 (MATS Part 2) **should** be submitted to the CAA ATM Team as soon as possible but no later than 60 days before the event. Guidance on the format of the MATS Part 2 is provided in CAA CAP 670.

Air Traffic Service personnel

- 3.11 Air Traffic Control Officers (ATCOs), or Flight Information Service Officers (FISOs) intending to provide an ATS at a Flying Display or Special Event based at a temporary site, or a site not normally providing the service intended **must** ensure that they:

- a) provide a minimum of 60 days' notice to the appropriate Principal Inspector (ATM) specifying the type of service they wish to provide, confirming their licence details and requesting examination dates
- b) submit completed Forms SRG 1411B or SRG 1414
- c) comply with the relevant requirements of CAP 2331 (ATCOs only).

Frequency allocation

- 3.12 A request for a frequency is integral to the ANO approval process.
- 3.13 FDDs seeking approval are advised to apply as early as possible but on no account later than 60 days prior to the event.
- 3.14 Initiation of the frequency allocation process is achieved through submission of form OfW586a.

Aerodrome certificate / licence

- 3.15 Where the event is held at a certificated or licensed aerodrome the certificate or licence holder remains responsible for ensuring that the conditions of the aerodrome certificate / licence are not contravened.
- 3.16 If any such condition is likely to be contravened then discussion **must** take place between the FDD, the Aerodrome certificate / licence holder and the CAA Airspace, ATM & Aerodromes at least 60 days prior to the event.
- 3.17 If a temporary aerodrome licence is required, an application **must** be made to CAA Airspace, ATM & Aerodromes at least 60 days prior to the event on Form SRG 2003.
- 3.18 Further information can be obtained from the CAA Airspace, ATM & Aerodromes and CAP 168 Licensing of Aerodromes.

42 days prior to the event

Notification to the CAA GA Unit and CAA Airspace Regulation Department

- 3.19 **It should be noted that it may not be possible for the CAA to process applications and issue the required Permission with less than 42 days' notice.**

- 3.20 To discharge its obligations and issue the necessary Permissions or Exemptions, the CAA GAU and CAA Airspace Regulation (Utilisation) require full details of the event, including press or practise days.
- 3.21 Complete applications, including map, Risk Assessment (if required), details of display items (as known) and appropriate payment **should** reach the CAA GAU at least 42 days before the display date.
- 3.22 If the event includes, military registered aircraft or military Parachute Display Teams the FDD **must** submit form Airspace Co-ordination and Obstacle Management no later than 42 days before the event.
- 3.23 It is appreciated that FDDs might not have complete details of the participating display items this far in advance. The CAA GAU and CAA Airspace Regulation (Utilisation) will, therefore, accept forms where the participating aircraft section is still incomplete to allow processing to start. The full list of aircraft **must** be submitted as soon as it becomes available.

14 days prior to the event

Military registered aircraft

- 3.24 If an event consists of, or includes, military registered aircraft Flypasts, form Airspace Co-ordination and Obstacle Management **must** be completed and submitted no later than 14 days before the event.

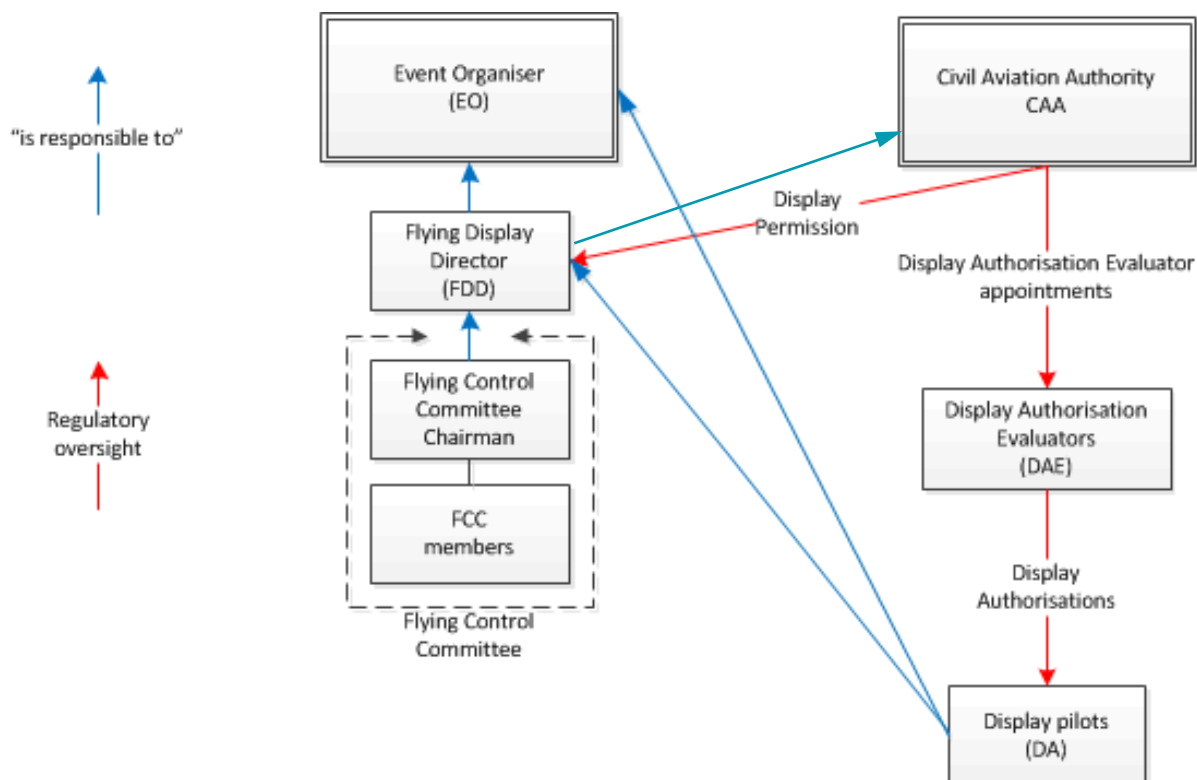
CAA GA Unit

- 3.25 Providing **complete** and **accurate** applications are received by the CAA no later than 42 days prior to an event date, the appropriate Permissions **should** be issued no later than 14 days prior to the event.
- 3.26 For **late applications and those requiring extensive correspondence due to being incomplete or inaccurate**, this **may** not be possible.
- 3.27 It is recommended that applicants contact the CAA GAU if the required Permission has not been received 10 days prior to the proposed event.
- 3.28 With the exception of ashes drops and funeral Flypasts, **applications received within 7 days of the event date will not be processed.**

Chapter 4

Personnel

Lines of responsibility



The Event Organiser (EO)

- 4.1 The EO is responsible for the planning, organisation and wider aspects of the Flying Display and any event surrounding it. The EO is ultimately responsible for the conduct of the event and the safety of the general public but is subordinate to the FDD in matters relating to air safety.
- 4.2 When an event involves a Flying Display the EO is responsible for risk management as it pertains to the wider event itself.
- 4.3 Further guidance specific to EOs is contained in Chapter 7.

The Flying Display Director (FDD)

- 4.4 As defined by Article 86(1) of the ANO no person may act as the organiser of a Flying Display (FDD) without first applying for and obtaining the Permission of the CAA for that display.
- 4.5 The FDD is the person responsible for the safe conduct of the flying activity carried out pursuant to that Permission, and for compliance with the conditions contained within it²⁹.
- 4.6 For the avoidance of any doubt, the FDD **must** understand that they are responsible for the safety risks posed by the planning and management of Flying Display activity. They are also responsible for the oversight of pilots' performance at the display. They **may** be held accountable by the CAA for a failure to comply with the applicable regulations, the conditions of the Permission or the requirements set out in this CAP.
- 4.7 The EO is subordinate to the FDD in terms of managing and mitigating the safety risk posed by Flying Display activity. Therefore, the FDD **must** have a comprehensive knowledge of this CAP and ensure that all aspects relating to the Flying Display activity are complied with.
- 4.8 At a Flying Display with up to 6 items, the role of EO and FDD **may** be combined. It is however recommended to separate these two duties where possible.

Airborne Flying Display Directors (AFDD)

- 4.9 AFDDs have all of the responsibilities of FDDs as set out above in addition to the airworthiness and safe conduct of the aircraft under their command.
- 4.10 AFDDs **shall** have a comprehensive knowledge of this CAP and comply with all the relevant aspects of it.
- 4.11 Further guidance for FDDs and AFDDs is contained in Chapter 8.

²⁹ applicable also for Permissions issued for Private Flying Displays.

Flying Control Committee (FCC)

- 4.12 The FCC is appointed by the FDD and **should** consist of SQEP with relevant experience on the categories of aircraft being flown at the Flying Display.
- 4.13 The FCC **may** be supplemented by other suitably experienced persons.
- 4.14 Some members of the FCC **should** hold, or have held, a UK DA or UK PDA.
- 4.15 Further details on FCC's can be found in Chapter 8.

Flight crew

- 4.16 Civilian Display Pilots are responsible to the FDD for the safe conduct of the aircraft they are operating whilst performing at a Flying Display and must ensure that their aircraft are airworthy, as required by the ANO.
- 4.17 Civilian Display Pilots **shall** provide up-to-date documentation to the FDD pertaining to themselves and their aircraft.
- 4.18 Formation leaders are responsible for ensuring the safe conduct of their formation and **must** ensure that the pilots in the formation are SQEP and that formation flying activity is comprehensively briefed. Details regarding pilot qualification, currency and permissible formation flight can be found in CAP 1724.
- 4.19 Military Display Pilots are responsible to the FDD for the safe conduct of the aircraft they are operating whilst performing at a Flying Display. Military Display Pilots are approved and authorised by the MOD and are responsible for complying with any military specific limitations or regulations.

Chapter 5.

The Flying Display – planning and categorisation

Site assessment

- 5.1 Where the Flying Display is held at a certificated or licensed aerodrome, the FDD **must** involve the holder of that certificate or licence, their representative or the aerodrome operators (if the aerodrome is unlicensed) in those aspects that affect the aerodrome and its environs, airspace, RFFS provision and ATS as applicable.
- 5.2 While many Flying Displays and Special Events are held at certificated or licensed aerodromes and can take advantage of facilities already available, many are staged at other sites. In assessing any proposed site, the following aspects **should** be taken into consideration:
- a) The suitability of surfaces used by aircraft for take-off, landing and taxiing
 - b) The take-off and landing distances available and required
 - c) Obstructions in the vicinity with regard to the aircraft types which are expected to take part
 - d) The proximity of Congested Areas
 - e) The proximity of any sensitive or restricted areas. Local Police should be able to advise on such areas
 - f) The presence of livestock or wildlife conservation areas. The local branch of the National Farmers' Union can often help in identifying the owners of particular fields
 - g) The proximity of controlled airspace, aerodromes, heliports, helipads, airstrips, microlight sites, ballooning sites, parachuting, hang gliding, gliding, ridge soaring, paragliding sites, danger areas, firing ranges, model aircraft flying sites and visual reference points
 - h) The availability of clear entry and exit routes for on and / or off-site Emergency Service vehicles appropriate to the scale of the event

- 5.3 In assessing the suitability of a possible display site consideration **should** be given to the aircraft types intended to participate with specific regard to the ground area and vertical space likely to be required.

Spectator areas and car parks

- 5.4 Sites for Spectator Areas and Car Parks require careful selection. Any area to which spectators have access **must not** be located closer than the appropriate Separation Distance to the planned Display Area or lie underneath it.
- 5.5 If no practical alternative exists, Spectators' vehicles and visiting aircraft **may** be parked under the Display Area provided the EO and / or FDD does not permit access to these areas by the public for the duration of the Flying Display.
- 5.6 Spectator Areas and Car Parks **must** be sited away from taxiways and runways and so arranged that no part of a taxiing aircraft passes within 10 metres. This distance **must** be increased if Spectators are positioned behind or close to areas where aircraft are using significant amounts of power, such as ground running of engines (particularly in the case of high powered aircraft and large helicopters) and turning.
- 5.7 Spectators **must not** be allowed closer than 15 metres to any fixed refuelling area, nor closer than 15 metres radially from any fuelling or venting point on an aircraft or bowser whilst refuelling is being carried out.

Drones and balloons

- 5.8 Gas-filled toy balloons when released are a potential hazard to aircraft and the sale of such is not to be permitted in public enclosures.
- 5.9 Existing legislation provides that unmanned, gas-filled advertising balloons **must not** be flown in captive flight at or near an aerodrome without written Permission from CAA Airspace Regulation (Utilisation). Any such balloon, or other obstruction with vertical extent such as tethered hot-air balloons and bungee jumping cranes, **must** be lowered to ground level during the period of the display.

- 5.10 The use of drones (Remotely Piloted Aircraft, or Remotely Piloted Air Systems (RPAS)) by the general public at Flying Displays poses a possible safety risk to aircraft and **must not** be permitted.
- 5.11 Consideration **must** be given to raising public awareness of their legal responsibility and the importance of compliance. Possible measures include signage, information on tickets, social media and advice from the commentator.
- 5.12 Members of the event staff and attending Emergency Service officers **should** be briefed to intervene as appropriate if drone operation is suspected or observed.
- 5.13 Additional information can be found in the drone area of the CAA website and at the CAA drone registration website where a simple 'Drone Code' can be found. For relevant legislation refer to Articles 94 and 95 of the ANO.

Commentator and public address systems

- 5.14 A public address system covering the Spectator Area is essential. Such a system, when installed, **must** be audible throughout the Spectator Area.
- 5.15 A robust means of communication between the FDD and the commentator **must** be in place in order to communicate any programme changes, important messages or rapidly broadcast any emergency information to the public. Ideally the commentator and the FDD will be co-located.
- 5.16 If an emergency arises, the commentator will be essential in crowd control. FDDs **must** ensure that the commentator is in possession of a pre-scripted emergency message covering major emergencies.

Secondary spectator considerations

- 5.17 FDDs **must** consider at the planning stage the likelihood and management of areas of potential secondary spectator build up, along with actions that can be put in place to help prevent such gatherings.

Examples of possible actions include agreements with local landowners, road and footpath closures, the screening of vantage points, signage, articles in local newspapers and public forums, on the day patrols, etc.

Parking and ground manoeuvring of aircraft

- 5.18 Aircraft taking part in the Flying Display **should** be segregated from both visiting and static aircraft parks.
- 5.19 Aircraft **may** be moved from these locations if they are required to take part in the Flying Display.
- 5.20 Aircraft in static parks **must not** start engines or APUs as they could present a hazard to the public.
- 5.21 Appropriate security **should** be in place to guard against interference with aircraft.
- 5.22 Fire extinguishers **should** be readily available and aircraft **should** be parked so that fire vehicles can achieve easy access and move freely amongst them.
- 5.23 Parking areas **must** be out of bounds to Spectators when aircraft engines are running or aircraft are taxiing.
- 5.24 Where possible, taxiing parallel to the Crowd Line, shutting down and towing or pushing into place **should** be considered during the planning of marshalling activities.
- 5.25 Consideration **must** also be given to any planned arrivals of aircraft without brakes or possessing poor turning capability.
- 5.26 Helicopters **should**, if capable, only be permitted to ground-taxi. If unable to ground-taxi, they **should** only be permitted to hover-taxi in ground effect.
- 5.27 Effective barriers and marshalling arrangements are required to keep Spectators clear of aircraft manoeuvring areas at all times. Pilots and

passengers of visiting aircraft **must** remain behind the Crowd Line during the period of the display.

5.28 In the interests of safety, smoking **must not** be permitted in Aircraft Parking Areas or Static Aircraft Parks.

5.29 Aircraft may take-off and land provided the runway centre line is at least 75 metres from the Crowd Line³⁰. For multi engine aircraft consideration **must** be given to increasing this distance.

Summary of separation distances for Flying Display planning

5.30 The following table summarizes the separation distances to be complied with when planning a Flying Display:

Items	Distance
Distance between spectators and any part of a taxiing aircraft	10 metres
Distance between spectators and any refuelling or aircraft fuel vent point	15 metres
Distance between Spectator Areas and runway centreline	75 metres

Hazardous materials

5.31 All operators of aircraft used for flying displays are required to identify, and where practicable replace or remove³¹ any materials that might be hazardous to first responders and other personnel in the event of an accident.

5.32 Information of hazardous materials **must** be provided to the FDD prior to the display.

³⁰ For formation departures, or departures from airfields with unmarked grass runways, the minimum distance is from the centre line of the ground track of the aircraft nearest the spectators.

³¹ Any replacement or removal must be carried out with the support of the aircraft's Maintenance Organisation and / or Continued Airworthiness Management Organisation. Any removals which constitute a Design Change **shall** be approved in accordance with the aircraft's Continuing Airworthiness requirements.

- 5.33 Form SRG 1327: Pilots Certified Declaration for Submission to the Flying Display Director, or an alternative method preferred by the FDD, **may** be used for this purpose.
- 5.34 Such information **must** include the Hazard Type and classification, PRT (for pyrotechnics), location, quantity and advice on safe handling along with contact details for specialist individuals or organisations who are available on the day of the event and capable of offering further advice.
- 5.35 It is also highly recommended that this information is supplemented with Safety Data Sheets for each product (where available).
- 5.36 FDDs **must** check this information and ensure that they have an effective means of communicating relevant data to the Emergency Services in the event of an accident or incident.
- 5.37 Military participants are required by RA 2335 to advise the FDD of specific hazards relating to their aircraft. The FDD **should** check the hazardous materials of military registered aircraft on the MOD Aircraft Crash Hazards Document Set (accessible via MOD computer systems only)³² and obtain details of competent persons and organisations as above.

Display area

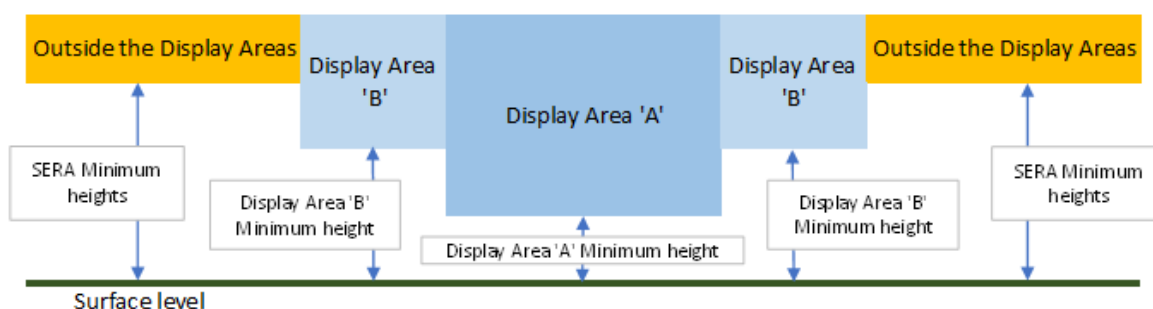
- 5.38 It is important that the Display Area intended to be used is considered and decided on early in the planning stage; the Display Area **should** be suitable for all wind conditions in which the participating aircraft are likely to display.
- 5.39 The size of the Display Area, and the nature of its surroundings, **should** dictate the type of Display Items that are suitable for the venue.
- 5.40 This evaluation **may** raise the question as to whether or not any form of Flying Display is suitable at the proposed site.

³² MOD Aircraft Crash Hazard information can be obtained from the RAF Events Team, Royal Navy or Joint Helicopter Command Flying Display Tasking Cells, from the Display Teams themselves or, in extremis via the RAF Regional Liaison Officer (RAFRLO)

- 5.41 A cross section through a typical Display Area, adequate for the majority of Flying Displays is shown below:

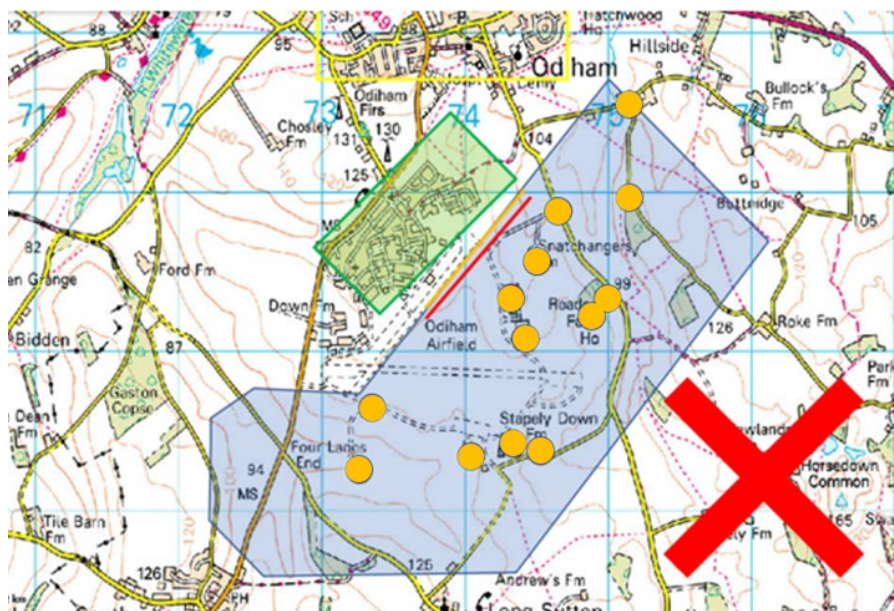


- 5.42 A Display Area can, if desired, be split into sub-areas (area 'A', area 'B', etc) with varying base minima. This allows the FDD to take different approaches to mitigating hazards within the areas and provide an area for transiting between SERA requirements and display minima. A cross section through such a Display Area is shown thus:



- 5.43 For standardisation, when using 'sub-areas', the inner most area where operation to the lowest display minimum is permitted **should** always be designated 'Area A'.
- 5.44 Deciding on the size and shape of the Display Area during the planning stage will help in highlighting any specific areas of concern such as major / minor roads, adjacent congested / built up areas, likely areas for gatherings of secondary spectators, terrain, etc. Once identified these issues will assist in the production of the Flying Display Risk Assessment and help define appropriate mitigating actions.
- 5.45 FDDs **should** endeavour, through mitigating actions and other arrangements, to produce a Display Area unhindered by 'avoids' so that

participating pilots are free to focus on producing a smooth, flowing, safe display rather than being concerned about manoeuvring to avoid hazards³³.



- 5.46 Once the Display Area has been promulgated, Display Pilots **should** review any aspects of their display that might not fit within the available Display Area and adjust accordingly. Where these changes constitute a variation to their 'practised display', they **should** ensure they have adequate opportunity to practise any modifications before the display.

³³ Note: These example maps are for illustration purposes only.

EOs, FDDs and operators **must not** allow a display pilot to feel under any pressure to fly an unpractised display.

Separation Distances

- 5.47 Aircraft are not permitted to display above any point on the surface closer to any area occupied by spectators or their vehicles than that specified in the following tables as appropriate to the display speed and weight of the aircraft. For aircraft flying in formation, the distances are applicable to the aircraft performing nearest to the Crowd Line.
- 5.48 Where a formation consists of aircraft types that would otherwise be permitted to use different separation distances, the formation leader **must** ensure that at all times the aircraft closest to the crowd line maintains the most restrictive separation distance.
- 5.49 The speeds given in the tables below are the speeds of the aircraft at any particular time during the display. The pilot **may** use the separation distance appropriate to the speed of the aircraft at the time of each manoeuvre / pass.
- 5.50 Display pilots **must** notify the FDD of the lateral separation distance they intend to use prior to the display; form SRG1327 **may** be used.
- 5.51 The FDD is responsible for assessing whether or not operation to a permitted Separation Distance is appropriate to the specific venue, therefore, operation to a permitted Separation Distance requires the prior agreement of the FDD.

The minimum lateral Separation Distances between display aircraft and Crowd Line are as follows:

Type of aircraft	Type of display	Separation distance
All aircraft	All displays	230 metres
All aircraft	Speed greater than 300KIAS with velocity vector towards crowd	450 metres

- 5.52 For the following aircraft and activities, reduced minimum separations are permitted:

Type of aircraft	Type of display	Separation distance
All fixed wing displays	Refer to 150 metre speed / mass limitations graph	150 / 230 metres
Rotary-wing	Non-aerobatic flight and under-slung load operations	150 metres
VSTOL Aircraft	Vertical take-off and landing, and non-wing borne flight at low speed	150 metres
VSTOL Aircraft	Conventional wing borne flight Refer to 150 metre speed / mass limitations graph	150 / 230 metres

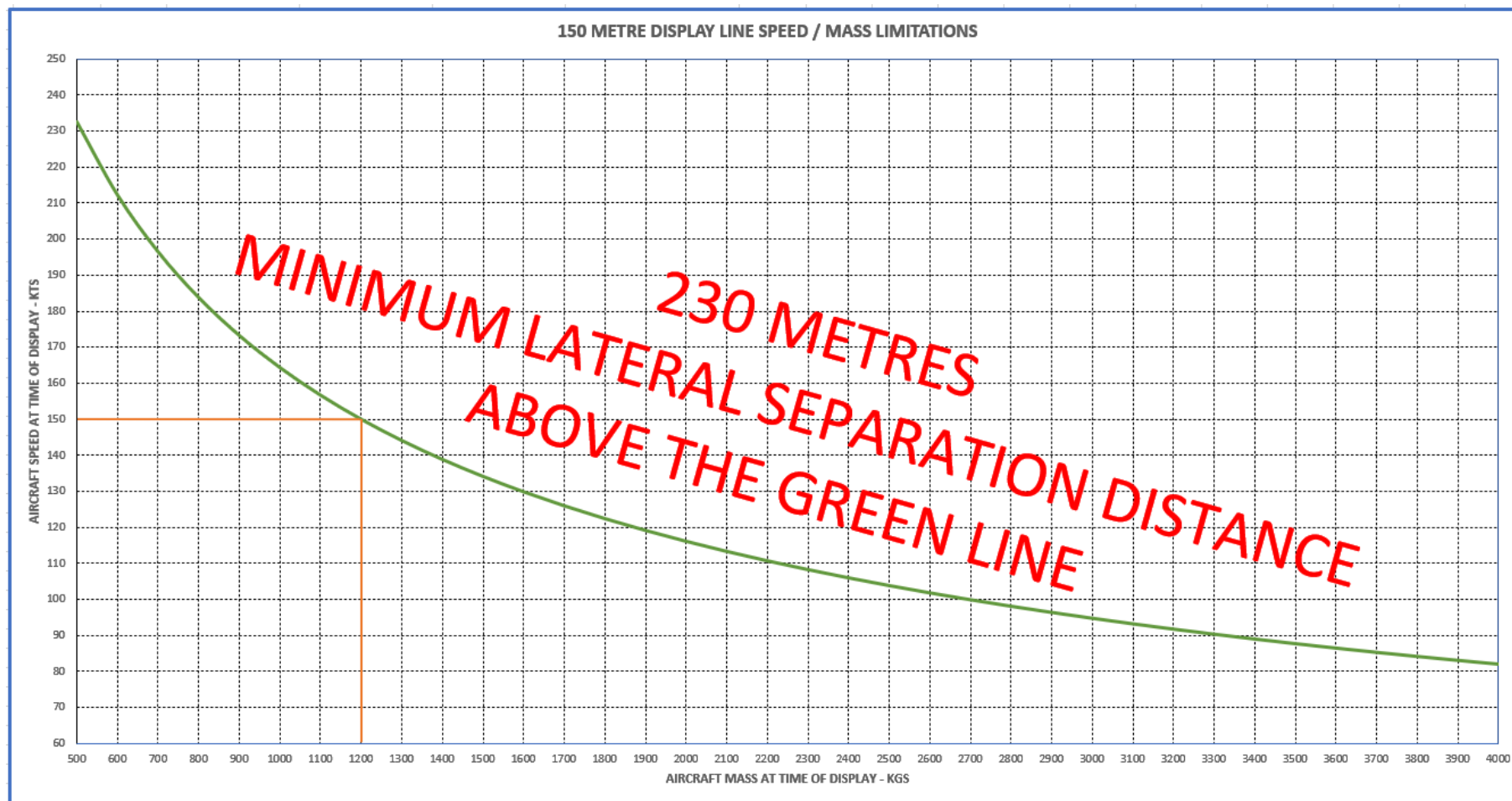
- 5.53 For aircraft with a maximum speed of 100KIAS and mass of less than 1200kg (at the time of display), the following reduced minimum separation is permitted:

Type of display	Maximum height inside 150 metres	Maximum on-crowd wind component inside 150 metres	Separation distance
Non-aerobatic	200 feet	10 kts	75 metres

Inside 150 metres:

- when turning onto, or parallel to the 75m line, the maximum permitted bank angle is 45 degrees
- height-gaining manoeuvres with any on crowd vector must not be performed

Use of the 75m line is not permitted at any Flying Display where the minimum height stated on the CAA Permission is 200 feet AGL or higher.



- 5.54 The graph shows a line of constant kinetic energy equivalent to a 1200kg aircraft flying at 150kt. Displays involving combinations of mass and speed under the line may use a lateral separation distance of 150m, subject to FDD agreement. Displays involving combinations of mass and speed that are above the line must use a lateral separation distance of not less than 230m.

Holding areas

- 5.55 During the planning stage, consideration **should** be given for the need to locate, identify and appropriately position aircraft holding areas.
- 5.56 Holding areas **should** be away from controlled airspace, ideally positioned so as to avoid unnecessary over-flight of local sensitive or congested areas.
- 5.57 Details of holding areas **must** be included in the display pilot's written brief and covered in display briefings.

Minimum heights

- 5.58 FDDs **should** consider imposing minimum height restrictions and avoids over sensitive local areas and Congested Areas. Details of any restrictions imposed **must** be clearly promulgated in the display pilot's written brief and included within the Flying Display Risk Assessment.
- 5.59 FDDs **must** ensure that pilots are advised of the minimum heights applicable at the Flying Display both in the display pilot's written brief and in display briefings.
- 5.60 Military pilots participating in a civil Flying Display **must** advise the FDD of their individual height minima. Article 86 of the ANO stipulates that military pilots are subject to the more restrictive of the limits imposed by RA 2335 or the Flying Display Permission.

Categorisation of a flying display

- 5.61 The following table **should** be used by the FDD to categorise the Flying Display into the appropriate Tier³⁴³⁵.
- 5.62 The FDD applying for a Flying Display Permission **must** be accredited to at least the same Tier as that of the display³⁶.

³⁴ Any Flying Display with a High Energy display team consisting of 3 or more aircraft (e.g. RAFAT) **shall** be categorised as at least a Tier 2 Flying Display.

³⁵ Parachuting display items are not to be included when calculating the Tier level.

³⁶ Emergency service Role Demos do not have to be included in the number of Display Items in the table below.

5.63 FDDs should note that the CAA **may** categorise the Flying Display at a different Tier on review of application.

No of Display Items	Low Complexity		High Complexity	
	Low Energy	High Energy	Low Energy	High Energy
1	Tier 1	Tier 1	Tier 1	Tier 1
2-3	Tier 1	Tier 2*	Tier 1	Tier 2
4-7	Tier 1	Tier 2	Tier 2	Tier 2
8-12	Tier 2	Tier 2	Tier 2	Tier 3
13+	Tier 3	Tier 3	Tier 3	Tier 3

* If the high energy content is non-aerobatic only, the Flying Display can be considered Tier 1.

High Energy. Flying Displays **shall** be considered as High Energy if they contain aircraft >1200kg maximum take-off mass **and** a display at >150KIAS. All other displays should be considered Low Energy.

Complexity. FDDs **should** consider the following when making a judgement on whether an event is High or Low complexity:

- Airspace. Consider the complexity of the airspace surrounding the display venue, including proximity to controlled airspace or areas with specific limitations that might affect the type of aircraft displaying
- Geography. Consider the hazards of the terrain in addition to spectator and event layout
- Built Up Areas. Consider the proximity, density and size of adjacent built up and Congested Areas
- Secondary Spectators / other members of the public. Consider the likelihood and controllability of spectators gathering outside the designated Spectator Area and any effect the Flying Display might have on members of the public in the vicinity. Consider the proximity of major roads, railway lines and local infrastructure and how busy they are likely to be during the event

- e) Display Length. Consider the effect of the Flying Display window on deconfliction issues, e.g. 3 items over 2 hours may be less complex than 3 items over 15 minutes
- f) Display Team Size. Consider the number and type of aircraft in a display team with respect to the size and nature of the display venue
- g) Event Type. Consider the type of event and how flying activity is integrated; is the Flying Display the focus of the event or just an additional attraction?

Use and allocation of radio frequencies

- 5.64 With the exception of small events, most Flying Displays will require the use of radio communications. Details of the ATS aspects, allocation of frequencies and the use of frequencies can be found in Chapter 9.
- 5.65 Where feasible and within the constraints covered in Chapter 9, FDDs **should** endeavour to allocate a quiet frequency for use during the Flying Display with another frequency being available for administrative requirements and communication with non-display aircraft.

Airspace considerations

- 5.66 **NOTAM.** A NOTAM acts as a warning to other airspace users that an activity is taking place at a specified location for a specified time and may by itself be sufficient for small events.
- 5.67 **Restricted Area (Temporary) (RA(T)).** For larger or more complex events a RA(T) may be requested. It is important to ensure that the airspace requested meets the requirements of the event, allowing for practises and validations where appropriate. Careful planning of the size, shape and times of the RA(T) should provide adequate protection to participants whilst causing as little disturbance to other airspace users as possible.
- 5.68 Where the event is adjacent to controlled airspace, either laterally or vertically, it is important not to create an unintentional 'rat run' through which other aircraft may try to transit, and it may be preferable for the RA(T) to be hard up against the other airspace to prevent this.

- 5.69 Applications for RA(T) should be made to CAA Airspace Regulation (Utilisation) within the timescale prescribed in Chapter 3.

Use of Transponder

- 5.70 Pilots operating transponder equipped aircraft are reminded of the mandatory requirement for the equipment to be turned on in flight to provide a level of conspicuity³⁷. Display aircraft **should** transmit the published conspicuity code (squawk) of 7004, unless otherwise directed.

Insurance

- 5.71 Although there is no requirement within UK civil aviation legislation for third party insurance cover of Flying Displays and other aviation events, EOs and Participants are strongly advised to give this particular aspect due consideration. Insurance cover is normally conditional on compliance with legal requirements, and violation of the law or the conditions of a Permission or Exemption **may** render insurance invalid.
- 5.72 EOs and FDDs are strongly advised to seek professional guidance on liability aspects and to obtain advice from a reputable insurance broker with aviation experience as to the appropriate level of third party liability coverage that should be affected.
- 5.73 The MOD will require EOs / FDDs to buy into the MOD insurance policy as a condition of allowing military registered aircraft to take part in the Flying Display.

³⁷ Use of transponders for formations **shall** be briefed by the formation leader.

Chapter 6

The Flying Display – Management

Display site layout

- 6.1 Displaying aircraft perform relative to a Display Line which **must** be clearly identified.
- 6.2 Where the Display Line is not delineated by an obvious line feature (such as a paved runway) it **should** be clearly marked by some suitable method.
- 6.3 Care **should** be taken to identify and highlight any other distracting line features, such as non-parallel taxiways, which might hamper a pilot from identifying the intended Display Line.
- 6.4 Marking of more than one Display Line is at the discretion of the FDD. Ideally, two clearly defined lines, covering the Separation Distances most likely to be used by pilots during the Flying Display **should** be presented, allowing pilots to interpolate for intermediate distances.
- 6.5 FDDs **may** find it helpful to identify and mark a number of specific points to help pilots position.
- 6.6 The Display Datum (if required) **may** be indicated by a marker on the Display Line or by a significant feature on or behind the crowd line.
- 6.7 The location and rationale for any marked points **must** be included in all pilot briefing material.

Display area restrictions

- 6.8 Within the Display Area, Display Pilots **must not** perform aerobatics, or fly below 500ft above the surface in non-aerobatic flight, over any building, vessel or vehicle which the Pilot has reason to believe is occupied by non-essential personnel or known secondary spectator crowds.

- 6.9 Outside the Display Area, positioning / repositioning manoeuvring (including aerobatic flight) **must** be performed in accordance with SERA³⁸.
- 6.10 Owners / occupiers of buildings located within a Display Area **may** be contacted and, if any building can be guaranteed to be unoccupied for the duration of the Flying Display, no restriction would be necessary provided full details of the hazard, safety risks and mitigations, including copies of the written confirmation from the owners / occupiers, are included in the Flying Display Risk Assessment.

Over-flight of spectators

- 6.11 Civilian display aircraft **should not** overfly the Spectator Area.

Setting of minimum heights

- 6.12 Where Flying Displays are held at an aerodrome, the CAA will normally authorise the FDD to allow pilots to fly down to the minimum height specified in their individual DA.
- 6.13 Where Flying Displays are held away from an aerodrome, the CAA will impose a minimum height³⁹. This is at least 200 feet AGL over land and 100 feet ASL over water⁴⁰. In these circumstances the minimum height becomes the higher of either the CAA's imposed height or that specified in the pilot's DA. The FDD **may** impose higher minima if considered appropriate at a particular venue.
- 6.14 The aerobatic minimum height for Category G1, G2, H1 and H2 aircraft **must not** be lower than 500' AGL / ASL.

³⁸ Flying Displays, air races and contests were removed from the scope of General Permissions concerning Exceptions to SERA minimum height requirements, in particular ORS4 No. 1174, following publication on 10 March 2016 of Air Accidents Investigation Branch Special Bulletin S1-2016. ORS4 No. 1174 has since been superseded by ORS4 No. 1496 which further clarifies minimum heights applicable at Flying Displays.

³⁹ Note, although the heights quoted in this paragraph are the usual heights permitted, when assessing an application, the CAA may impose a higher minimum than those quoted.

⁴⁰ Displays during twilight will usually be limited by a higher minima.

- 6.15 For Special Events requiring a CAA Permission, acceptable minimum heights will depend on the particular site, the pilot's experience and competence on type, and the task to be performed. The CAA will stipulate the specific minimum for the event on the Permission.
- 6.16 These minima do not absolve any individual(s) from compliance with the ANO, Rules of the Air Regulations and SERA unless an Exemption or Permission has been issued by the CAA.

Military participation

- 6.17 Pilots of military registered aircraft participating in a civil Flying Display **must** advise the FDD of their individual height minima⁴¹.
- 6.18 Outside the Display Area, military registered aircraft are permitted to fly in accordance with RA 2335. FDDs remain responsible for approving military registered aircraft to use these limits and **must** consider whether they are appropriate for their event given the location and environment. Such activity **must** be included in the Flying Display Risk Assessment.
- 6.19 However, pilots of military registered aircraft are reminded that Article 86 of the ANO states that any conditions⁴² subject to which the Permission for the Flying Display has been granted, also apply to military registered aircraft. FDDs **shall** inform pilots of military registered aircraft of any such conditions at the earliest opportunity. Such pilots are subject to the most restrictive limits of those imposed by a Flying Display Permission, RA 2335, their PDA or the FDD.
- 6.20 UK Military Display Teams are permitted to display to their PDA limits in accordance with RA 2335, subject to FDD approval.
- 6.21 Military Display Teams are therefore responsible for conducting their own Risk Assessments and **shall** inform the FDD at the earliest opportunity of any issues that may affect the Flying Display Risk Assessment. The FDD

⁴¹ Military registered aircraft **may** be permitted to operate to the height minima stipulated in RA 2335 provided Display Flying (as defined in RA 2335) is in compliance with the appropriate PDA and subject to FDD approval.

⁴² Such as specified avoids or additional minimum height restrictions.

is responsible for incorporating any such amendments into the Flying Display Risk Assessment. Military Display Teams, particularly RAFAT, **may** request a different display orientation but if the FDD considers the proposed amendments to be unacceptable, the Display Item **must not** be permitted to display.

Aircraft maximum speeds

- 6.22 An absolute true limit of Mach 0.95 or 600 kts, whichever is reached first, is not to be exceeded.
- 6.23 Civilian registered aircraft are not to exceed 250 kts unless a CAA Approval has been issued to the operator **for that aircraft**.

Touch-and-goes and simulated go-arounds as part of a display

- 6.24 Manoeuvres such as high angle of attack passes and simulated go-arounds, or those which include a change of aircraft configuration, **must not** be performed below DA / Permission / FDD minimum height (whichever is the higher) and **must** be flown in accordance with the applicable Minimum Lateral Separation Distance.
- 6.25 Touch-and-goes **may** be performed at aerodromes over runways⁴³ that are suitable for the aircraft type to safely land and in compliance with the applicable Minimum Lateral Separation Distance **for display**, by pilots with an appropriately endorsed DA certificate.

⁴³ or, for seaplanes and flying boats, over areas of water.

Weather minima

6.26 Minimum weather conditions **must** be determined in advance, published and strictly observed. Flying Display absolute minima are contained in the table below:

Type of aircraft	Type of display		Weather minima	
			Cloud ceiling	Visibility
VSTOL aircraft ⁴⁴ , rotorcraft and other aircraft with a stalling speed below 50 KIAS	Flypasts, Non-aerobatic Flying Displays and Role Demos	Solo aircraft	500 feet	1500 metres
		Formations	500 feet	3000 metres
	Full aerobic displays	Solo aircraft	800 feet	3000 metres
		Formations	1000 feet	5 km
All other aircraft	Flypasts, Non-aerobatic Flying Displays, 'flat' aerobic displays and Role Demos	Solo aircraft	500 feet	5 km
		Formations	1000 feet	5 km
	Full aerobic displays	Solo aircraft	1000 feet	5 km
		Piston Formations	1000 feet	5 km
		Jet / turboprop Formations	1500 feet	5 km

* Cloud Ceiling is 'the height Above Ground Level (AGL) of the base of the lowest cloud covering more than half of the sky (BKN or OVC)'.

Higher limits **may** need to be imposed at certain Flying Display locations due to terrain or local conditions. Greater consideration **may** need to be given to visibility than cloud ceiling where there are few visual references or there is little or no defined horizon. This can be particularly pertinent at over water display sites or during twilight displays.

⁴⁴ This applies only to VSTOL aircraft operating in the VSTOL flight regime.

- 6.27 FDDs **should** carefully consider the operating characteristics of participating aircraft which may necessitate specific increases in the above minima.
- 6.28 FDDs and pilots **should** also be aware of a condition known as the 'goldfish bowl effect' at over water display sites. Where visibility is reduced, an impression can be created such that the sea and sky appear to merge. The subsequent loss of a good visual reference can make positioning difficult and compromise safety. Goldfish bowl conditions can also occur over land when sun position and reduced visibility make it difficult to determine the horizon. The effects can vary considerably with height and what appears a good horizon from the FDD / FCC location may not be useable at height.
- 6.29 It **should** be borne in mind that Participants may be further restricted by their licence or rating privileges.

Pyrotechnics used for ground special effects

- 6.30 The use of explosives for simulated ground bursts, smoke and other special effects **must** be strictly controlled by a competent person appointed by the EO in agreement with the FDD.
- 6.31 Debris from such effects **must not** impinge on aircraft, Spectators or the runway / taxiways.
- 6.32 The scale and maximum heights of any effects **must** be known before the event.
- 6.33 Briefings for ground officials and Display Pilots **shall** draw attention to the hazardous nature of such devices and **must** include details of positioning and timings of detonations with respect of manoeuvring aircraft, communication and emergency planning.
- 6.34 Agreement in advance for the use of such devices during a Flying Display **must** be sought from all affected Display Pilots.

The location of the explosives and safety radii, if appropriate, are to be out of bounds to all staff except those directly involved with their operation.

- 6.35 If the launch position of any ground pyrotechnics is under the display area, consideration **should** be given to protecting the devices from inadvertent ignition due to falling embers released from any airborne pyrotechnic aircraft display.

Briefing

- 6.36 Regardless of the size of the Flying Display, the importance of a thorough, formal verbal briefing cannot be over-emphasised. No pilot is to take part in a Flying Display unless they have received a verbal briefing.
- 6.37 A comprehensive display pilot's written brief covering the arrangements for the flying programme **should** be circulated in advance to all participating pilots, ATS provider, Pleasure Flight operators and those in charge of particular aspects of the display, such as safety services. A minimum list of points which **should** be covered is given in Appendix B.
- 6.38 A formal verbal briefing **must** be given on each day of the Flying Display and at any rehearsal or press day, and all participants **must** attend if possible. A suggested briefing checklist is detailed in Appendix B.
- 6.39 Participants not operating from the Flying Display site, and those unable to attend the formal brief, **must** contact the FDD on the day, prior to their slot time, to obtain a full formal verbal briefing. A checklist identical to both FDD and participant, issued by the FDD as part of the display pilot's written brief, **should** be used.
- 6.40 The FDD **should** keep a record of those pilots who have attended the formal brief as well as a record of the completion of any telephone briefs.

Display practises on the day of a Flying Display

- 6.41 Display practises at the event location, on the day of a Flying Display, can only be carried out prior to the arrival of any spectators on site and with the agreement and briefing from the FDD and EO. Practises of this

nature **may** require a SERA.5005(f)(2) Permission issued specifically for the purposes of display practise or rehearsal to be in place⁴⁵

Arrivals and Departures from Flying Displays

- 6.42 All Flying Display arrivals and departures **must** be in accordance with the aerodrome procedures and relevant regulation.
- 6.43 Pilots **must not** use the privileges of their DA / PDA during arrivals or departures unless arriving into a pre-organised display slot.
- 6.44 Modifying arrivals or departures in an attempt to provide 'spectacle' introduces additional hazards and **must not** be carried out.
- 6.45 Pilots of civilian aircraft who do not hold a valid DA are not permitted to use the Military Long Term SERA 5005(f)(2) Permission over MOD Occupied Property.
- 6.46 The FDD **should** ensure that static display aircraft captains are briefed to comply with normal arrival and departure procedures.

Standard Warning and STOP calls

- 6.47 The FDD and / or FCC can assist the display pilot in assessing height and distance by using the warning calls detailed below. For example, if the FDD or FCC considers a pilot has flown a pass below minimum non-aerobatic height, a 'Too Low' call could help to ensure that subsequent passes are flown at the correct height and thus prevent repeated breaches or unsafe situations developing. However, if the FDD and / or FCC perceive a consistent breach of minima has occurred, have concerns that a limit is being exceeded, or have safety concerns that require a cessation of a display, they **must** make a 'STOP' call to halt the display.

⁴⁵ For clarification, it is permissible for display practises on the day of a Flying Display to be carried out away from the display area / event site in accordance with SERA and the Rules of the Air.

6.48 The following Standard Calls and responses⁴⁶ **shall** be used:

FDD / FCC Warning call	Pilot response
"(call sign) TOO LOW"	"ROGER (call sign)"
"(call sign) TOO CLOSE"	"ROGER (call sign)"
"(call sign) TOO HIGH"	"ROGER (call sign)"
FDD / FCC Terminate call	Pilot response
"(call sign) TERMINATE" ⁴⁷	"WILCO (call sign)"
FDD / FCC STOP call	Pilot response
"(call sign) STOP, STOP, STOP acknowledge"	"WILCO (call sign)"

6.49 **Too Low call.** A 'Too Low' call **shall** be made at an appropriate time if the FDD / FCC assess that an aircraft has descended below the pilot's DA minima or the minima in place for the Flying Display.

6.50 **Too Close call.** A 'Too Close' call **shall** be made at an appropriate time if the FDD / FCC assess that an aircraft has breached the minimum lateral separation distance appropriate to that display item.

6.51 **Too High Call.** A 'Too High' call **should** be used when an aircraft is inside 150 metres in accordance with the table in Chapter 5 and is too high.

6.52 **Terminate Call.** A Terminate call **shall** be made when it is necessary to suspend a display for a reason other than fitness or competence (e.g. intruder aircraft, birds, etc). A Terminate call can also be used by a pilot to notify intention to suspend a display if deemed necessary for any reason. At the discretion of both the FDD and the Display Pilot, the display **may** be resumed if safe to do so. Details for any re-commence may be passed by the FDD as appropriate.

6.53 **STOP Call.** A STOP call **must** be made where primarily the FDD / FCC has a safety concern related to a pilot's fitness or competence;

⁴⁶ The purpose of a call and response is to verify that the required message has been received and appropriate corrective action by the pilot **should** therefore subsequently be expected.

⁴⁷ The reason for the Terminate call may be added to the transmission, for example "(call sign) TERMINATE, unknown aircraft high, crowd rear, range 1 mile converging"

additionally, a STOP call **must** be made if a third Warning Call is required. When a STOP call is made, the pilot is required to cease their display and not recommence it. A STOP call can be made outright, or as a result of the need to issue a third warning call.

- 6.54 Where safety critical circumstances require a radio call that is not listed above, the FDD / FCC member **should** make the radio call using clear unambiguous language. When such a call is made the FDD **must** ensure that it is recorded on form SRG1305.
- 6.55 A fully briefed procedure is to be established and in place to communicate a STOP or Terminate call to any participating non-radio aircraft. Similar methods of communication **must** be considered to cater for a radio failure during a Display Routine. If an Aldis lamp signal is to be used, for standardisation, a 'steady white'⁴⁸ signal is recommended. The same signal **may** be used to communicate both STOP and Terminate calls.
- 6.56 FDDs **should** consider the safest and most appropriate time to make a Warning, Terminate or STOP call and to not jeopardise safety by causing an unnecessary distraction for the pilot at a critical point during their display.
- 6.57 For Warning calls only, where the FDD / FCC considers, for flight safety reasons, there is no 'appropriate time' during the pilot's display, they **shall** verbally debrief the pilot once landed. In addition to the verbal debrief, the occurrence **shall** be recorded as a 'Warning call' on the 'Flying Display Director Post Display Feedback Form' SRG1305 / Form 4 along with a narrative detailing debrief points and justification for withholding the call.
- 6.58 In the case of an obvious aircraft malfunction resulting in loss of control or other emergency, whether or not a PAN or MAYDAY has been transmitted, discretion and judgement **may** dictate that a display related safety call be an unwarranted distraction and wholly inappropriate.

⁴⁸ 'Steady white' light signal recommended as this is not a current ICAO light signal.

STOP Call and safety breach reporting and procedures

- 6.59 The FDD **should** debrief the pilot following all standard warning and STOP calls.
- 6.60 For calls other than a STOP call, the pilot **may** continue to exercise the privileges of their DA / PDA.
- 6.61 Following a STOP call to a civilian pilot, the FDD is required to report the incident to the CAA GAU by calling the telephone number quoted on the CAA Permission for the event as soon as is reasonably practical.
- 6.62 The following information **should** be included in any such call to the dedicated 'STOP call' telephone number:
- a) Event name and location
 - b) FDD's name and contact number
 - c) Time of STOP call
 - d) Display item / registration
 - e) Name of pilot and contact number
 - f) Details of debrief if carried out
 - g) A full account of the perceived breach
 - h) Contact details of FDD at any event the Display Pilot is known to be appearing at later the same day
- 6.63 When a STOP call is made, the relevant pilot's DA will be provisionally suspended. Details of the STOP call suspension and re-instatement procedure can be found in CAP 1724.
- 6.64 For military pilots where a STOP call is made, RA 2335 requires the pilot to inform their Aviation Duty Holder prior to conducting any further Display Flying⁴⁹. In this case the FDD is to debrief the display pilot and inform the CAA by way of the dedicated STOP call number.
- 6.65 Details of any Warning, Terminate or STOP calls issued **must** be included on the joint CAA / MAA 'Flying Display Director Post Display Feedback

⁴⁹ As defined in RA 2335.

Form' SRG1305 / Form 4, regardless of whether the breach was by a civilian or military pilot.

Standard display calls

- 6.66 For clarification and to prevent confusion, it is recommended that the following call and read back is adopted to indicate when a FDD is content for a display item to begin its display.

ATS call	Pilot response
“(call sign) COMMENCE DISPLAY”	“COMMENCE DISPLAY (call sign)”

Carriage of persons onboard display aircraft

- 6.67 No persons other than minimum crew, as detailed in the aircraft Certificate of Airworthiness or Permit to Fly (or equivalent), are permitted onboard a civilian registered aircraft during a Flying Display unless the prior written Permission of the CAA GAU has been obtained.

Displays by Commercial Air Transport (CAT) operators

- 6.68 Displays by CAT operators i.e. large transport aircraft, will normally be conducted under an exemption from the need to hold a DA.
- 6.69 The requested display profile is to be submitted in advance to both the CAA GAU (by submitting form SRG 1328) and the assigned CAA Flight Operations Inspector (FOI) in the form of a safety case⁵⁰.
- 6.70 Following review of the submitted information, the CAA will decide what level of evaluation is required and agree, with the aircraft operator / pilot, a SQEP to act as Evaluation Supervisor⁵¹.
- 6.71 If the submitted information and evaluation (where required) is acceptable, the CAA GAU will issue a DA Exemption.
- 6.72 Passengers are not to be carried during a Flying Display by CAT operators. However, additional flight crew or specialist maintenance

⁵⁰ Details of the expected content of such a safety case can be found on form SRG 1328

⁵¹ The SQEP acting as Evaluation Supervisor may be a DAE but could be any individual, with appropriate experience, acceptable to the CAA

personnel **may** be carried provided they are included in the safety case and accepted by the CAA GAU.

- 6.73 Formation flights by large CAT aircraft will not normally be permitted but specific applications will be considered on their merits.
- 6.74 AOC Emergency Service companies **may** be issued with Exemptions from the requirement for the Pilot in Command to hold a DA in accordance with the provisions of Article 86 of the ANO.
- 6.75 Before a DA Exemption can be considered for an AOC operator, the proposed Display Routine / Role Demonstration **must** be approved and recommended to the CAA GAU by the assigned CAA Flight Ops Inspector.
- 6.76 The Display Routine / Role Demonstration **must** be included in the AOC Emergency Services Company Operations Manual (OM).
- 6.77 Confirmation that such an Exemption is held, and that any Display Routine / Role Demonstration performed at a public event will be carried out in accordance with Company OM **must** be obtained from the AOC Chief Pilot.

Pleasure flights

- 6.78 Pleasure Flights for valuable consideration can only be conducted by companies holding an AOC and (with the exception of flights in helicopters) take place only at Government or certificated / licensed aerodromes. Initial applications for a temporary aerodrome licence, if required, are to be made to the CAA using form SRG 2003.
- 6.79 Charity Flights **must not** be conducted during a day when a Flying Display or associated media coverage is organised.
- 6.80 FDDs **must** coordinate Pleasure Flights and **shall** ensure that they do not take place during the Flying Display itself, unless the prior approval of both the ATS provider and Flying Display Participants has been obtained.

- 6.81 For Pleasure Flights operated from Flying Display sites, passengers **must** always be escorted between the Spectator Area and the aircraft.
- 6.82 Escort routes **must** be planned to take them safely clear of other aircraft.
- 6.83 If helicopters are used for Pleasure Flights they **must** be positioned and routed so as to prevent problems with rotor downwash.
- 6.84 Arrangements **must** also be made to prevent access to the helicopter operating area by third parties.
- 6.85 In all cases, the site used for passenger loading and unloading **must** be approved by the FDD.

Pleasure flight escorts

- 6.86 Pleasure Flight escorting **must** be carried out in accordance with the procedures and provisions outlined and contained within the AOC holders Operations Manual.

Emergency Services

- 6.87 The FDD **should** ensure the aerodrome operator and EO communicate any degradation in available Emergency Service cover. Flying **may** need to be restricted as a result of any such loss of cover.

Assurance visits of Flying Displays and Special Events by the CAA

- 6.88 The CAA GAU is required to monitor safety standards at a number of events annually. Written notification will normally be given to the FDD in adequate time stating that a formal assurance visit of the event will take place. However, the CAA reserves the right to visit any Flying Display or Special Event without notice for this purpose.
- 6.89 The CAA Air Traffic Management oversight team **may** exercise its right to inspect facilities, equipment, processes and procedures in cases where a formal Approval against Articles 180, 205 or 206 of the ANO is necessary.
- 6.90 In all cases, CAA staff will endeavour to conduct their duties with minimal impact to the running of the Flying Display.

Chapter 7

Event Organiser (EO) – Guidance and information

The Event Organiser (EO)

- 7.1 This Chapter outlines matters of particular relevance to the role of EO. The EO has a broad role in relation to the planning, organisation and wider aspects of the Flying Display.
- 7.2 One person **must** assume overall responsibility as the EO.
- 7.3 Responsibility for particular aspects (such as site survey, air traffic services, provision of Emergency Services, liaison with local Safety Advisory Groups (SAG) and conduct of flying activities) **should** only be allocated to people with the relevant experience and, if applicable, licences.

Finding an FDD

- 7.4 It is vital that an EO engages and works with a CAA accredited FDD from the start of the planning process. FDDs are ultimately responsible for the management and safety of a Flying Display and **should** therefore be involved, consulted and aware of any arrangements made that affect it.
- 7.5 The CAA administer a combined military / civilian accredited FDD list ([link at Appendix E](#)).

Liaison with the Local Authority and Emergency Services

- 7.6 Liaison with the Local Authority, Police and Emergency Services (including Maritime and Coastguard Agency and Royal National Lifeboat Institution for offshore display sites) at the start of the planning stage for a Flying Display or Special Event is absolutely vital. Local Authorities and Emergency Services have considerable expertise in planning for large public events and can assist EOs in the planning process. Notification to the local SAG will enable the Local Authorities and Emergency Services

to start initial planning and provide early guidance and support to the EO. However, time is of the essence and contact **should** be made as soon as planning for an event is started. As a guide, the model timescales for contacting Local Authorities, Emergency Services, Coastguards, etc, are:

Event size	Classification	Ideal notice period
Small	Tier 1	2 - 3 months
Medium	Tier 2	4 - 6 months
Large	Tier 3	10+ months

- 7.7 Given the considerable variation of Flying Display activity, both in terms of size and content, it is impossible for this CAP to specify in detail what level of emergency cover should be provided. Specific local circumstances, availability of on-site services (particularly at an active airfield), type and numbers of displaying aircraft and the anticipated crowd size will all influence the level of emergency cover required.
- 7.8 Information within the event Emergency / Safety Plan and Flying Display Risk Assessment detail the control measures to be used to mitigate the safety risks identified. This information is used by the Local Authority and Emergency Services to determine their capability to respond to an incident.
- 7.9 Where SAG meetings are held, attendance by the EO and / or FDD is essential to the Local Authority and Emergency Services understanding of the safety risks identified at specific events. It is recommended that commentators are involved in any Table Top / live exercises to gain familiarity with Emergency Service response action plans.

The Emergency Plan

- 7.10 The information contained in the Events Industry Forum (EIF) Event Safety Guide (the Purple Guide), applies to Flying Displays and has a dedicated Flying Display Chapter. Since the EO is responsible for the production of an Emergency Plan, it is recommended that they read the Guide prior to writing their Emergency Plan.

- 7.11 Suitable and sufficient Risk Assessments **must** be produced and circulated to all contractors and Emergency Services working at the event location or in the adjacent affected areas.
- 7.12 These Risk Assessments **must** contain specific mitigation for dealing with any aviation related hazardous materials which could become an issue following an incident.
- 7.13 An integrated Emergency Plan is an essential pre-requisite for any Article 86 Flying Display and is strongly recommended for Private Flying Displays and Special Events.
- 7.14 The size and extent of the Emergency Plan will vary depending on the size and complexity of the event⁵².
- 7.15 The Emergency Plan **must** be agreed by all the services having a role to play within the plan and the local SAG when appropriate.
- 7.16 EOs **must** remember that an Emergency Plan will require strategies for crowd management and welfare, transport management, fire, first aid, major incident and contingency planning. If the worst does happen, a well-planned event will have a more effective response.
- 7.17 The Emergency Plan **must** include information about how to communicate information on any potential latent hazards that exist within attending aircraft to Emergency Services in the event of an incident.
- 7.18 The size and location of an event can have bearing when deciding who to notify and liaise with within the Local Authorities and Emergency Services. Notifying the local Police and Local Authority planning department can adequately cover a village fete with Flypast. However, for medium and large events, or if in doubt, EOs **should** direct their initial correspondence to the relevant Local Authority Event Planning Department and / or SAG Chair as well as the Chief Constable, Chief Fire Officer and Ambulance Trust Chief Executive Officer. The EO **should** notify each in writing, and,

⁵² For example, at a single item Flying Display it may suffice to have a list of contact telephone numbers for the local Emergency Services. At major Flying Displays, a comprehensive written plan will be required specifying the responsibilities of all parties in the event of an incident arising.

if the event straddles more than one area (e.g. two local authorities), all SAGs **should** be notified.

- 7.19 The EO and / or FDD **should** maintain a record of their engagement with the SAG and / or Local Authority and Emergency Services as appropriate.

Risk Assessment

- 7.20 Risk assessment is an essential element of the production of any safety plan. Whilst the FDD is responsible for the content of the Flying Display specific content of an event Risk Assessment, it is the EO who is responsible for the event Risk Assessment as a whole. The procedure detailed at Appendix A ought to suit most Flying Display and Special Events needs.

Local Authorities

- 7.21 Local Authorities have control of the various public services which an EO **may** wish to use.
- 7.22 They need to be aware of the aerial activity which is to take place in order to anticipate any queries or complaints which might arise. Depending on the size of the event this **may** include liaison with local SAG(s).
- 7.23 The Event Emergency Plan will be expected to comply with the Local Authority's existing major incident plans and the Civil Contingencies Act 2004.

The Police

- 7.24 The role of the Police at any public event is:
- a) the protection of life and property
 - b) the prevention and detection of crime
 - c) the prevention of breaches of the peace
 - d) to respond in the case of an immediate threat to life and public safety and co-ordinate the response of the Emergency Services

The Emergency Services **should not** be expected to fill any gaps in event arrangements due to either inadequacies / omissions in the planning process or shortfalls in provisions to be delivered by any other party involved in the organisation, staging or management of the event.

- 7.25 The likelihood of criminal activity (including terrorist attack) or disorder should be incorporated into the event Safety / Emergency Plan and Risk Assessment. Further information on Counter Terrorist Security Advice for EOs can be found on the ProtectUK website. Police forces have Counter Terrorist security advisors who can be consulted as part of the planning process. Early engagement will ensure that EOs are appropriately briefed about the national threat level and any emerging intelligence or threat relevant to their event.
- 7.26 The Police have no general powers to control or direct traffic at events unless during an emergency situation, therefore, this function **should** be delegated to an accredited Traffic Management Company. Although the Local Authority are responsible for approving the traffic management plan (Part II Traffic Management Act 2004), its development will involve the EO, the Police and, where appropriate, the relevant Highways Agency through the SAG.
- 7.27 Some events have an onsite event control where a Police presence **may** be required to deal with policing issues and to co-ordinate incident response. Many of the agencies involved in SAG meetings during the planning stages of an event will be the same as those called to respond to a major incident through strategic and tactical co-ordination arrangements.
- 7.28 In the event of a fatal accident or death on site, the Police act as Coroner's officers and, as such, have statutory duties which include securing and preserving evidence at the scene (including testimonies in the form of written statements and recovery of any video / photographic evidence). The Police will conduct an investigation in conjunction with the Air Accident Investigation Branch.

Fire and Rescue Services

- 7.29 Adequate facilities **must** be available on site to respond to any fire or rescue emergency.
- 7.30 Aerodromes might have dedicated trained staff available, however, the degree to which these may need to be supplemented **should** be identified through the Risk Assessment.
- 7.31 EOs **should** ensure that the Fire Service for the area is notified of an event, even if there appears to be adequate on site resources.
- 7.32 If flying is to be conducted over water then the appropriate Emergency Services, namely, the Maritime and Coastguard Agency and / or the Royal National Lifeboat Institution, **should** be informed.

Appointment of officials

- 7.33 The EO **must** appoint experienced staff to supervise the parking of aircraft and cars, to operate any public address system and to control messengers and other staff.
- 7.34 Sufficient marshals **must** be available to control members of the public, to ensure that on and off site emergency vehicle access is kept clear, to be available in the case of emergency and to prevent public access beyond the Crowd Line.
- 7.35 At displays with more than 6 items, only personnel suitably trained and experienced in flight line ground handling of aircraft **shall** be used in the aircraft movement area.
- 7.36 For Car Parking, the services of one of the organisations that specialise in the arrangement and management of Car Parks might be worth considering.
- 7.37 All officials **must** be thoroughly briefed in the duties expected of them and provided with some means of identification, such as arm-bands.

- 7.38 Air Cadets and other youth organisations **may** be used as marshals on the strict basis that they are well briefed and supervised by the relevant organisations adult staff.

Local landowners

- 7.39 The CAA strongly recommend that EOs engage and work with local landowners early on in the initial planning stage of any event in an attempt to accommodate and resolve any potential issues or concerns held. Early engagement, good communication and patient diplomatic liaison often pays dividends in helping to build good relationships preventing the escalation of any potentially harmful and unnecessary conflict.

Medical

- 7.40 Medical provision is essential for any event. Notification of an event **should** be directed to the local National Health Service Trust and the Ambulance Service.
- 7.41 A suitable facility in an accessible location **should** be made available and equipped as a first-aid and casualty reception centre. Local branches of the Red Cross and St John Ambulance can usually provide first-aid teams and ambulances. These facilities **should** be suitably marked and located within the Spectator Area, but with access to the Display Area.

Chapter 8

Flying Display Director (FDD) – Requirements and information

General

- 8.1 The FDD is required by law to have a Permission from the CAA to act as FDD for an Article 86 Flying Display⁵³.
- 8.2 FDDs are required to be accredited to at least the same tier as that of the event. Details of FDD accreditation can be found at Appendix C.
- 8.3 Prior to the event, the FDD's focus **should** be on the safe and comprehensive organisation of the Flying Display.
- 8.4 On the day of the Flying Display, their focus **should** be on the management of the operational aspects of the display, making sure that the display is run safely and in compliance with the provisions of this CAP.
- 8.5 An important aspect of this role is the delegation of duties to suitable personnel to allow the FDD to maintain the 'bigger picture', helping the FDD retain overall awareness and aid decision making.
- 8.6 FDDs **should** avoid unnecessary involvement with EO tasks and responsibilities.
- 8.7 The FDD **must** take an active role in every aspect of the Flying Display including selection of Display Items, display timings, pro-active Display Item deconfliction and pre-event briefings with on and off site Emergency Services where appropriate.
- 8.8 At displays of 7 items or more, the nominated FDD **must not** undertake any duties other than the role of FDD.

⁵³ A FDD is also required for Private Flying Displays.

- 8.9 FDDs who are also EOs for a particular event **should** read the contents of Chapter 7 - Event Organiser (EO) – Guidance and information.

Deputy FDDs (DFDD)

- 8.10 To help safeguard against last minute eventualities, it is recommended that at the planning stage consideration is given to the risks associated with the primary FDD becoming unavailable at short notice and the possible consequences.
- 8.11 One solution is the nomination of a suitably accredited DFDD. Such a deputy **shall** be familiar with all aspects of the planning of the specific Flying Display and be aware of, and prepared for, any particular duties expected of them on the day of the event.
- 8.12 When it is considered necessary to have a DFDD, details of the nominated person **shall** be entered on the Flying Display application form.

Flying Control Committees (FCC)

- 8.13 Flying Displays consisting of 7 Display Items or more **must** have a FCC, details of which should be on the application.
- 8.14 The CAA **may**, following review of the complexity of an application, require a FCC for Flying Displays with fewer than 7 Display Items.
- 8.15 In exceptional circumstances, the FDD **may** apply for an alleviation to the requirement for a FCC by sending suitable justification to the GA Unit.
- 8.16 A FCC **shall** be appointed by the FDD who **shall** issue the FCC with appropriate Terms of Reference.
- 8.17 With large FCCs nomination of a Chairman (CFCC) to oversee the allocation of tasks within the FCC can be beneficial and relieve the FDD of administrative tasks. If appropriately accredited, the CFCC **may** also be a suitable person to act in the role of DFDD.

8.18 The roles of the FCC are:

- a) To assist the FDD in the safe delivery of the Flying Display
- b) To assist the FDD in monitoring the standard and Flying Display related discipline of Participants
- c) To provide the FDD with specialist knowledge
- d) To provide the FDD with a specialist opinion in case of any regulatory infringements
- e) To advise the FDD on restrictions or additional limitations if required
- f) To monitor the conduct of all display participants for regulatory compliance
- g) To intervene or stop, on the grounds of safety, any display Participant or, in cases where the FDD cannot be consulted, the whole Flying Display
- h) To assist the FDD in other duties as directed and agreed

Display Area

8.19 The FDD **shall** be responsible for designating a Display Area.

8.20 Details of structures occupied by non-essential personnel and any anticipated areas of Secondary Spectators within the Display Area **shall** be annotated on a map / satellite imagery which is available to participants.

Risk Assessment and emergency planning

8.21 The FDD is responsible for the production of the Flying Display aspect of any event Risk Assessment and **shall** assume overall responsibility for that content⁵⁴.

8.22 The FDD **should** work closely with the EO in this respect, if not carrying out both roles themselves.

8.23 The procedure and information within Appendix A contains guidance for consideration in the production of the Risk Assessment. Further useful

⁵⁴ The FDD **should** be competent in conducting risk management. Therefore, if any FDD feels that they are lacking in this area, the CAA strongly recommends they undertake appropriate risk management training in order that they can competently fulfil their responsibilities as an FDD.

information can be found in the Events Industry Forum (EIF) Event Safety Guide, 'the Purple Guide' which has a dedicated Flying Display Chapter.

- 8.24 At many events, particularly airfield sites, the congregation of Secondary Spectators outside of the Airfield Boundary and / or third parties, **may** give organisers cause for concern. Neither the Police nor the Local Authority might have the power to remove such people.
- 8.25 The FDD **should** endeavour to anticipate this during the planning process and take necessary steps to reduce the likelihood of this occurring where possible.
- 8.26 Consideration **should** also be given to notifying landowners (or if over water, pleasure boat owners) of the safety risks of allowing Spectators to watch the display / event from their land / vessel.
- 8.27 Landowners / owners **should** be advised that they have a legal responsibility to protect the public from obvious and anticipated safety risks at public events and, in the event of an accident, that they could be held liable for injuries to Spectators on their property. It is advised that professional legal advice on such notification is taken prior to action.

Document checks and insurance

- 8.28 Prior to the Flying Display, FDDs are responsible for satisfying themselves that all pilot, aircraft and insurance documentation is current, valid, applicable and appropriate.
- 8.29 A certified declaration as contained at SRG1327 is considered to be acceptable documentation for civilian pilots to provide to the FDD.
- 8.30 FDDs **may** produce an alternative method if preferred and have the right to check all documentation at their discretion.
- 8.31 Participating pilots **must** be prepared to produce copies of all the documents referred to in SRG1327 if required for inspection. It is the Display Pilot's responsibility to ensure that the information submitted

about themselves and their aircraft is not false, inaccurate or misleading and that any flight is undertaken with valid documentation.

- 8.32 Although details of a pilot's DA are included in the SRG1327 declaration, FDDs **must** check the Display Authorisation document for each Display Pilot to ensure its validity⁵⁵, applicability and minimum heights⁵⁶.
- 8.33 For restrictions relating to civilian registered ex-military jets refer to CAA Safety Directive 2025/001.
- 8.34 Exemptions from the need to hold a DA **may** exceptionally be issued, but only for a specific display approved by the CAA GAU. No deviation from the agreed routine is permitted, except where this is justified by safety concerns.
- 8.35 For military participants it can be assumed that the required documents contained in SRG 1327 are in order once the booking has been confirmed by the MOD.
- 8.36 It is recommended that FDDs review the information listed on a pilot's SRG 1327 concerning participation in other events on the same day. Consideration **should** include the number of events, geographical locations, time available for any positioning / pre-flight preparations / rest / etc between events and the variation in type of aircraft flown in any one day. Where any potential safety concern is identified it is recommended that FDDs communicate with each other using the contact details entered by the pilot on the SRG 1327 in order to suitably mitigate those risks.

Military participation

- 8.37 Where military participants are to conduct a Role Demonstration or a Military Flypast (as defined in RA 2335) at a Flying Display, the CAA considers the military Aviation Duty Holder (ADH) or Accountable

⁵⁵ DAs are only valid if the pilot holds either a UK or EU medical certificate issued by an Aeromedical Examiner or an ICAO medical certificate that is of an equivalent or higher standard.

⁵⁶ Accredited FDDs may access a pilot's DA certificate by visiting the CAA website at the link provided at Appendix E.

Manager (Military Flying)'s (AM(MF)) approval of manoeuvres appropriate for the pilot to conduct those activities.

- 8.38 As military Participants are not required to submit an SRG 1327 declaration, the FDD is to obtain details of the Display Routine as authorised in their PDA for reference during planning and display monitoring.
- 8.39 All military participation at a Flying Display, including Role Demonstrations and Military Flypasts, **must** be included as one of the display items on any CAA Permission and **must** perform within that Permission's time window.
- 8.40 For further guidance related to military participation at a Flying Display (UK and foreign military), refer to Chapter 1 of this CAP and RA 2335.
- 8.41 FDDs **must** ensure that military participants are aware of any CAA Permission that is in place at the same location and on the same day as any military involvement. This particularly applies to smaller events.

Foreign civilian participation

- 8.42 For further guidance related to foreign civilian participation refer to Chapter 1 of this document.

Tyro DA (TDA) participation

- 8.43 To help create an opportunity for newly qualified Display Pilots to gain experience and exposure within the Flying Display community, the CAA allows FDDs to offer up to 2 Display Items per Flying Display to TDAs without incurring any extra charge if those additional item(s) move their display into a higher price band.
- 8.44 It follows therefore that the maximum number of Display Items in each price band need to be occupied before any free TDA Display Items become available.
- 8.45 It is permissible for a single Display Item to contain more than one TDA provided they are a constituted display formation or act. However,

Display Items containing a combination of established DAs and TDAs do not qualify.

- 8.46 The maximum number of TDA Display Items permitted at a Flying Display are:

Flying Display Price Band	Number of TDA display items permitted
1 – 3 display items	0
4 – 6 display items	1
7 - 12 display items	2
13 - 18 display items	2
19 – 24 display items	2

- 8.47 When applying for a Flying Display Permission, FDDs **should not** include TDAs in the Participating Display Aircraft count on the application form. It is essential though that any TDA display items are shown on the Aircraft Display Item Schedule and included in the totals at the bottom of the form. The initials 'TDA' **must** be entered next to the pilot's name on the schedule.
- 8.48 The FDD **must** check the Display Pilot's TDA letter for validity prior to display.
- 8.49 When considering the requirement for a FCC, and when categorising a Flying Display into the appropriate Tier, the total number of display items **must** include any TDAs.

Parachute, paraglider, paramotor, hang-glider and foot-launched aircraft participation

- 8.50 The content and order of the Flying Display programme **should** take into account the type of display act that is before and after participation by any of these display items, with particular consideration to separation distances and times required for residual vortices from other aircraft to dissipate, particularly in light (or nil) wind conditions.

- 8.51 Aircraft landing or taking off, other aircraft with engines running and propellers or rotors turning constitute a hazard to these display items. In order to minimise the safety risks FDDs **shall** ensure that the following procedures are followed:
- a) All pilots **shall** be briefed on the procedures to be followed during any display involving these Display Items.
 - b) Propellers, jet engines or helicopter rotors **must not** be turning anywhere at the display location during the period that they are operating.

Flying Display Director further considerations

- 8.52 It is essential that FDDs and FCCs are located where the entire Display Area is clearly visible and displaying aircraft can be monitored for safety and compliance. It **may** be necessary to split the location of FCC members to cover the whole display site.
- 8.53 In all cases FCC members **must** have robust and immediate means of communicating with the FDD.
- 8.54 The Display Area **must** be observed for pop-up gatherings of Secondary Spectators, or other members of the public, and, if observed, appropriate action taken as per the Emergency Plan / Risk Assessment.
- 8.55 During the Flying Display, the FDD, supported by FCC members, **must** monitor the safety of the performances with reference to conditions contained on the Permission documents and the information they have regarding intended manoeuvres / routine / minima and any restrictions.
- 8.56 To enable effective monitoring, the FDD **should** prepare a spreadsheet containing pertinent minima for each Display Item and distribute a copy to each member of the FCC for easy reference during a display⁵⁷.

⁵⁷ The FDD **should** also have a list of appropriate minima to hand even if the Flying Display does not require a FCC.

- 8.57 It is vital that the FDD has adequate means of communications with all appropriate agencies and Flying Display Participants throughout the Flying Display.
- 8.58 In the event that the FDD is sited away from the ATS unit, a robust communications link **must** be established to enable two-way communications.
- 8.59 In emergency situations mobile telephone networks can become overloaded preventing effective communication, therefore it is not appropriate to rely solely on mobile telephones for essential emergency communication unless there is no other viable alternative.

Minimum heights and visibility

- 8.60 FDDs will have the best understanding of all operational factors and hazards relevant to their event and as such **may** set more restrictive height and visibility limits than those contained in this CAP or on the relevant Permission or pilot's DA / PDA.
- 8.61 However, when considering setting more restrictive limits, FDDs should take into account how this might affect display manoeuvres / routines and whether any adjustment to the limits may inadvertently create more risk, particularly the risk of Human Factor errors.
- 8.62 Any additional limits must be communicated to display pilots as early as possible.
- 8.63 During the display, although difficult to monitor from the ground, the FDD / FCC **must** monitor the aircraft manoeuvres and if the required parameters look likely to not be met, the display **must** be halted with a STOP call.
- a) Pilots with a higher minimum aerobatic height than non-aerobatic height are (having achieved the necessary entry parameters) permitted to fly a straight climb from non-aerobatic height into an Aerobatic Manoeuvre. Similarly, they can, once certain of achieving a recovery no lower than their minimum aerobatic height, ease down to non-aerobatic height if the next manoeuvre is non-aerobatic.

Where one Aerobatic Manoeuvre is linked directly to another, the aircraft **must** remain above minimum aerobatic height throughout the transition.

- i) A straight climb from minimum non-aerobatic height into an Aerobatic Manoeuvre **shall** be flown at no more than 30 degrees pitch angle until passing minimum aerobatic height
 - ii) When easing down to non-aerobatic height after an aerobatic recovery the aircraft **shall** remain straight and at no more than 30 degrees pitch angle⁵⁸. It is important that FDD / FCC monitor visually all aerobatic recoveries to confirm that linked aerobatic manoeuvres are flown to the aerobatic minima rather than non-aerobatic minima
- b) When aircraft blend between aerobatic and non-aerobatic minima as described above, the FDD / FCC **should** see a definite reduction in aircraft pitch rate while the aircraft is still above minimum aerobatic height as the pilot relaxes and enters a gentle descent to the lower non-aerobatic height. If the aircraft is pitching hard throughout the final portion of the recovery and only achieves level at non-aerobatic height, the pilot has clearly not met the requirement to be able to level off at aerobatic minima.

Exclusion Zones for over water displays

- 8.64 An Exclusion Zone **should** be used at over water display venues in an attempt to limit the amount of marine traffic, and therefore Secondary Spectators and third parties, under the Display Area.
- 8.65 Exclusion Zones that are in close proximity to rivers, estuaries and harbours may be legally enforceable but those in open water are likely to be advisory only and therefore rely on the cooperation of local water users.

⁵⁸ In practice, the descent will be shallow and flown at much less than 30 degrees pitch angle.

- 8.66 Early consultation with the local Maritime and Coastguard Agency representatives and harbourmasters will help establish what is possible at a particular display venue.
- 8.67 An Exclusion Zone should ideally be policed by event safety vessels to ensure that it is not infringed prior to and during display times.

Danger areas

- 8.68 If planning an event in or close to a 'Danger Area', consideration **should** be given to contacting the controlling authority to see if it is possible to co-ordinate the use of its airspace. Details of controlling authorities can be found in the Enroute Information section of UK AIP.

Airborne Flying Display Directors (AFDD)

- 8.69 Provided a pilot holds a DA and has passed either an AFDD accreditation course⁵⁹ or a ground FDD accreditation course, Display Pilots **may** act as AFDDs at Flying Displays.
- 8.70 In this case a suitable person responsible for contacting Emergency Services in the event of an incident **must** be present on the ground and **must** be clearly nominated and agreed in advance.
- 8.71 The AFDD **must** brief the responsible person and **should** provide them with a completed SRG 1330 which contains the information required to ensure an expeditious response to any incident involving their aircraft.
- 8.72 Details of this person **must** be entered on the on-line Flying Display or Special Event application form.
- 8.73 Pilots **may** act as AFDDs at events consisting of up to 3 single Display Items per day at the location of the event.
- 8.74 A single application **shall** be submitted specifying one AFDD as the person responsible for correspondence with the CAA and the subsequent briefing and display co-ordination with the other participating AFDDs.

⁵⁹ Details of AFDD accreditation can be found in Appendix C

- 8.75 A single Flying Display Risk Assessment is to be produced with the combined involvement of each AFDD (including a signed declaration from each) and submitted with the application.
- 8.76 Each AFDD will be named on the Permission.
- 8.77 On review of any application, the CAA **may** require a ground based FDD to be in place.
- 8.78 In the event that more than one Display Item is planned, only one item **shall** be airborne in the vicinity⁶⁰ of the Display Area at any one time. Items **should** be deconflicted by time and / or space to reduce the possibility of mid-air collision.
- 8.79 It is vital that Display Pilots acting as AFDDs are fully aware, and understand, the extent of the responsibility being accepted when accepting and agreeing to act in this role (see the summary of FDD and AFDD responsibilities below).
- 8.80 AFDDs **must** ensure that they are deconflicted from any other aerial activity in the vicinity of the display location prior to displaying⁶¹.

Post display feedback

- 8.81 FDDs / AFDDs **must** submit a Post Display Feedback Report using the joint CAA / MAA 'Flying Display Director Post Display Feedback Form' SRG1305 / Form 4 within five days of the conclusion of the Flying Display⁶². The report contains details of the Display Items that performed on each day of the display, what went well, any lapses and breaches from the required standards, any Warning, Terminate or STOP calls made and any lessons learned.

⁶⁰ For the purposes of this paragraph, 'vicinity' is defined as within 2 nm of the boundary of the display area.

⁶¹ Such as military registered aircraft, AOC helicopter rides, role demonstrations by the Emergency Services, model aircraft / drone flying, etc.

⁶² Forms **should** be submitted even if the display is cancelled as FDD currency credit **may** be given where a Permission has been issued.

- 8.82 In addition to the pilot's name and aircraft type, when reporting Warning calls, it is important to include details of the trigger and subsequent actions, and any debriefs undertaken. The FDD **should** use any information provided by the FCC, performing pilots and any DAEs in attendance in writing the report.
- 8.83 **RA(T) / airspace infringements.** It is vital that every incident is reported, including infringements that nearly happened but were stopped by ATCO / FISO / FDD. In addition to reporting on the SRG1305 / Form 4, a CAA Mandatory Occurrence Report (MOR) **should** be submitted which will allow the CAA to investigate and understand the extent of the problem.
- 8.84 It **should** be noted that the submission of a completed SRG1305 / Form 4, within the prescribed timescale, is a condition related to the relevant Permission and as such, if not complied with, an FDD would be in breach of the Permission. Further Permissions to such an FDD will only be permitted once all previous Flying Display Director Post-Display Feedback Forms have been received.
- 8.85 The CAA / MAA uses the intelligence gathered to better understand the safety risks associated with Flying Displays, assist DAEs in monitoring and evaluating standards, feedback lessons learnt to the Flying Display community through briefings and seminars, identify opportunities to improve Flying Display safety and inform the annual review of CAA CAPs.

Reporting of occurrences and incidents

- 8.86 In addition to post-event feedback, FDDs are reminded of the importance of reporting safety related events which endanger or which, if not corrected or addressed, could endanger an aircraft, its occupants or any other person. FDDs **should** report any events that fall into this category through Mandatory Occurrence Reporting.
- 8.87 FDDs are also encouraged to report any incidents or examples of errors involving Human Factors that occur during a display to CHIRP who have a dedicated Flying Display reporting stream designed to promulgate to the wider community any lessons learned that could be of benefit to others.

- 8.88 Both of these reporting channels are confidential and any follow up, or material published, is de-identified to protect the reporter(s) and managed under a just culture.

Action in the event of an aircraft accident

- 8.89 The DfT Air Accidents Investigation Branch (AAIB) **must** be informed of any aircraft accident or serious incident by the quickest means of communication available. The AAIB 24 hour reporting line number is 01252 512299.
- 8.90 The Police **must** also be notified.
- 8.91 An accident or serious incident involving a military registered aircraft must be reported immediately to the MOD Deputy Chief of the Defence Staff Duty Officer via telephone on 030 6788 8938. Further details may be available in the military Operation Order, if one has been issued.

Summary of FDD and AFDD responsibilities

- 8.92 The FDD / AFDD is responsible for:
- a) The conduct of the activity carried out pursuant to a Permission issued by the CAA for the purpose of carrying out a Flying Display
 - b) The Flying Display component of the event Risk Assessment
 - c) Designing a Display Area
 - d) Ensuring their Flying Display is safely organised and in compliance with the provisions of this CAP
 - e) Ensuring that the Local Authority Safety Advisory Group (SAG) are involved in the planning from the earliest opportunity possible
 - f) Satisfying oneself that all pilot and aircraft documentation is current, valid, applicable and appropriate
 - g) The coordination, control and safety of all flying activity
 - h) Monitoring flying discipline during a Flying Display
 - i) The briefing (including the production of the display pilot's written brief) and debriefing of participating aircrew

- j) The control of the Flying Display programme and cancellation or modification to the programme in the case of adverse weather or other conditions that directly affect the Flying Display
- k) The appointment and management of a FCC (if required)
- l) Ensuring appropriate arrangements for the Flying Display are in place, including procedures for incident management
- m) Submitting post event feedback (and occurrence reporting if required)
- n) Event occurrence reporting
- o) Having an in depth knowledge of the contents of this CAP.

Chapter 9

Air Traffic Services – requirements and information

General

- 9.1 This section provides guidance on the requirements for the provision of an Air Traffic Service (ATS), Air Ground Communication Service (AGCS) or Radio Communication Service at a Flying Display or Special Event.
- 9.2 FDDs / EOs **should** ensure that the type of service they intend to provide is appropriate for their event, based on the anticipated number of movements and complexity of the air traffic environment in which they will be operating.
- 9.3 FDDs / EOs **must** ensure that notification periods outlined in both this Chapter, and Chapter 3, are complied with.
- 9.4 The CAA **may**, in the interests of safety, direct the person in charge of any aerodrome (other than a Government aerodrome) to provide an Air Traffic Control (ATC) Service, an Aerodrome Flight Information Service (AFIS) or an Air / Ground Communication Service (AGCS) as considered appropriate.
- 9.5 FDDs and the ATC / AFIS / AGCS provider **must** understand the boundaries of their responsibilities and mutually brief prior to the event to ensure there is no ambiguity and to agree any bespoke procedures including responsibilities for warning and STOP calls. FDDs are reminded that 'control' capabilities differ between ATC / AFIS / AGCS.
- 9.6 If an event is likely to generate more than 10 Air Traffic Movements per hour and / or 100 movements per day, proposals **shall** be discussed with the appropriate Principal Inspector (Air Traffic Management (ATM)) unless ongoing arrangements exist or the ANSP is already certificated by UK CAA.

Air Traffic Control Service

- 9.7 The requirement to provide an ATS depends on various factors, some of which are listed below:
- a) The number of aircraft expected to attend, the arrival / departure 'time window' available for these aircraft and the movement rate generated by such
 - b) The complexity of the flying programme e.g. is the event fixed-wing aircraft only or a mix of rotary and fixed-wing aircraft? Are a wide variety of aircraft types expected? Is it intended to operate cross runways and / or include twilight operations?
 - c) The need to co-ordinate the activity with other ATS units in the area
- 9.8 Established ATC Units (ATCU) intending to facilitate a Flying Display or Special Event that involves any new or significant changes to established ATM arrangements at their units **should** notify their ATM regional office with a minimum of 60 days' notice.
- 9.9 Approval for a Temporary ATCU is required under Part 7 of the ANO. Article 205 Approval (ATS Equipment) and Article 206 Approval (ATS Recording Equipment) are included in this requirement. It is essential that details of the radio and recording equipment to be used are submitted a minimum of 60 days before the date of the event.
- 9.10 If it is intended to establish a Temporary ATCU at an event, it is essential that organisers / operators refer to CAA CAP 670 ATS Safety Requirements, which contains comprehensive information and requirements for the establishment of such a unit.
- 9.11 Information on the licensing of controllers for the purpose of establishing a Temporary ATC Service is available in CAP 2331.
- 9.12 The provider of an ATC Service **must** be nominated and is required to apply to the appropriate CAA ATM Regional Office for approval by a minimum of 60 days in advance of the event.

- 9.13 Applicants for the provision of a Temporary ATC Service **shall** apply by submitting a completed form OfW586a to Ofcom.
- 9.14 A copy of the proposed Manual of Air Traffic Services Part 2 (MATS Part 2) **shall** be submitted to the CAA ATM Regional Office as soon as possible but no later than 60 days before the event. Guidance on the format of the MATS Part 2 is provided in CAP 670.
- 9.15 Questions relating to air traffic personnel requirements, provision of a Visual Control Room and the procedures relating to the inspection and approval of any facility are to be addressed to the appropriate Principal Inspector (ATM)⁶³.
- CAA ATM regional offices can be contacted at
ats.southern.regional.office@caa.co.uk and
ats.northern.regional.office@caa.co.uk as appropriate.
- 9.16 Further information applicable to the conduct of Special Events and ATC licensing requirements can be obtained from the following documents:
- a) CAP 670 ATS Safety Requirements
 - b) CAP 2331 Air Traffic Controllers - Licensing
 - c) CAP 793 Safe Operating Practices at Unlicensed Aerodromes
 - d) Aeronautical Information Circulars
 - e) ANO Air Navigation Order
 - f) CAP 774 UK Flight Information Services
 - g) CAP 413 Radiotelephony Manual

Flight Information Service (FIS)

- 9.17 Where it is intended to provide a FIS at a temporary site, or at an established site not normally providing FIS, applications **shall** be made to the appropriate CAA ATM Regional Office by submitting a completed form OfW586a to Ofcom at least 60 days prior to the event.

⁶³ Controllers who operate at another unit are required to provide evidence that they are complying with the ATCO Rostering system of their permanent and temporary units.

- 9.18 Temporary FIS **must** be provided in accordance with CAP 797 and CAP 1032.
- 9.19 Established FIS Units intending to facilitate a Flying Display or Special Event that involves any new or significant changes to established ATM arrangements at their units **should** notify their ATM regional office, with a minimum of 60 days' notice.
- 9.20 All relevant systems used in the provision of an ATS will require approval in accordance with the requirements of the ANO.
- 9.21 Procedures for safe and efficient management of flights **shall** be collated and submitted a minimum of 60 days before the event. Guidance for the format of the Local Instructions is detailed in CAP 797 Flight Information Service Officer Manual.
- 9.22 Organisers **should** refer to the following documents which are also available on the CAA website:
- a) CAP 670 ATS Safety Requirements
 - b) CAP 1032 Aerodrome Flight Information Service Officer Licensing
 - c) CAP 797 Flight Information Service Officer Manual
 - d) CAP 774 UK Flight Information Services
 - e) CAP 413 Radiotelephony Manual
 - f) Aeronautical Information Circulars
- 9.23 Further guidance can be obtained from the appropriate ATM Regional Office.

Air Ground Communication Service (AGCS)

- 9.24 Many temporary events are supported by the provision of an AGCS.
- 9.25 It **must** be ensured that a Wireless Telegraphy Act (WTA) Licence is obtained from Ofcom and that an Article 205 Approval is obtained from the CAA.
- 9.26 The personnel providing the AGCS **shall** possess a ROCC (CA 1308).

- 9.27 The holder of the WTA Licence is responsible for ensuring that all individuals using the radio are competent in both the operation of the equipment and local procedures and **must** sign the certificate of competence to confirm this.
- 9.28 FDDs **should** refer to:
- a) CAP 452 The Aeronautical Radio Station Operator's Guide; and
 - b) CAP 413 Radiotelephony Manual
- 9.29 Applications for AGCS should be made to Ofcom using form OfW586a at least 60 days prior to the event.

FDD use of ground aeronautical radio station

- 9.30 There is a demonstrable need for FDDs and FCC members to make the standard calls⁶⁴ set out in this CAP.
- 9.31 For FDDs, who do not already hold an appropriate ATCO, FISO, or AGCS qualification and who intend to use an aeronautical radio station, a 'Restricted ROCC Flying Display Director (FDD) only' (FDD ROCC) is required.
- 9.32 The scope of the FDD ROCC is limited to the calls set out in Chapter 6 of this CAP only.
- 9.33 Nothing in this document prevents a person operating an aeronautical radio station for the purpose of avoiding immediate danger in accordance with Article 202 (3) of the ANO.
- 9.34 A ROCC as described above will only be issued to accredited FDDs subject to GAU approval. A one off certification fee is payable at the point of application⁶⁵.

⁶⁴ Including safety critical calls as described in this CAP.

⁶⁵ Note, the fee for a FDD ROCC is the same as all other ROCCs but does not include the other privileges.

- 9.35 Once issued, the FDD ROCC **must** be signed by each radio station's WTA licence holder before a FDD is permitted to operate the station's radiotelephony equipment (which includes handheld equipment).
- 9.36 Application for a FDD ROCC **shall** be made on form SRG 1413A. Permission to operate in any other role such as AGCS, OCS, CDO or PARA is strictly prohibited without additional learning / certification.
- 9.37 Further information can be found in CAP 452 Supplementary Amendment (SA) 2023/01 and CAP 452 Aeronautical Radio Station Operator's Guide.

FDD Attestation of FCC

- 9.38 FCC members, who do not hold an appropriate ATCO, FISO, AGCS or ROCC qualification, who intend to use an aeronautical radio station (whether fixed or mobile), **may** be permitted to do so under the authorisation and supervision of the FDD.
- 9.39 The FDD is to assure themselves that any such FCC member is aware of the scope of the permitted phraseology in Chapter 6, is trained to use the radio equipment and understands the division of responsibility between the ATCO / FISO / AGCS, FDD and other FCC members.
- 9.40 The FDD **shall** declare their attestation of FCC members using the SRG1413B Declaration Form.

Flying Display Operational Control (OPC) Communications

- 9.41 Some events require communication for synchronisation purposes only. Typically, OPC communications assignments are used for synchronising single aircraft movements with music or other ground activities. This will normally be assigned an 'Operations' or 'Ops' callsign or a 'Judges' callsign for aerobatic competitions. It **must** be ensured that a WTA Licence is obtained from Ofcom and that an Article 205 Approval is obtained from the CAA. The WTA Licence holder is responsible for ensuring that users of these ground stations use appropriate radio discipline.

- 9.42 Applications for OPC **should** be made to Ofcom using form OfW586a at least 60 days prior to the event.

Air Traffic Service personnel

- 9.43 ATCOs, or AFISOs intending to provide an ATS at a Special Event or Flying Display based at a temporary site, or a site not normally providing the service intended **must** ensure that they:
- a) Provide a minimum of 60 days' notice to the appropriate Principal Inspector (ATM) specifying the type of service they wish to provide, confirming their licence details and requesting examination dates
 - b) Submit completed Forms SRG 1411B or SRG 1414
 - c) ATCOs **must** comply with the relevant requirements of CAP 2331
 - d) ATCOs **must** comply with the ATCO rostering system

Frequency allocation

- 9.44 A request for a frequency is integral to the WT Act Licence / ANO approval process.
- 9.45 Applicants are advised to apply as early as possible but not later than 60 days prior to the event.
- 9.46 Initiation of the frequency allocation process is achieved through submission of form OfW586a to Ofcom.
- 9.47 For frequencies intended to be used by display aircraft only, it is recommended that the use of "XXXXXX Display" is applied for when proposing the event callsign on form OfW586a.
- 9.48 Change of use of an already allocated and approved radio frequency is not permitted without the further approval of the CAA (ATM Regional Office), and written consent of the existing WTA Licence and ANO Approval holder (where not the applicant).

- 9.49 FDDs / EOs should note that frequencies for use in Flying Displays and other Special Events⁶⁶ are in extremely short supply, and allocation cannot be guaranteed.
- 9.50 If an event is cancelled the FDD / EO **should** notify the CAA so that the frequency can be made available for use elsewhere.

Radio licensing / Approval charges

- 9.51 Charges become payable when an application is made for the temporary allocation of a radio frequency, the establishment of a temporary ATCU and the establishment of a temporary FIS unit in support of a Flying Display or Special Event.
- 9.52 Charges for the establishment of a temporary ATCU are detailed in ORS 5 CAA Scheme of Charges (Aerodrome Licensing and EASA Certification and Aerodrome Air Traffic Services Regulation).
- 9.53 Charges for the establishment of a temporary FIS unit are detailed in ORS 5 CAA Scheme of Charges (Personnel Licensing).
- 9.54 Information regarding Ofcom radio licensing fees, and access to the Ofcom payment portal, can be found on the Ofcom website. Further advice on individual circumstances can be obtained by contacting Ofcom directly.

⁶⁶ 'SAFETYCOM' **should not** be used to provide any form of air traffic service at a Flying Display or Special Event (see CAP 413).

Chapter 10

Ballooning as part of a Flying Display

Legal requirements

- 10.1 Balloon operators who are undertaking commercial operations (including commercial passenger ballooning) must submit a signed declaration to the CAA as a Declared Balloon Operator (DBO).
- 10.2 Pilots of free flight balloons who hold a Private Pilot's Licence (Balloons and Airships), or a Commercial Pilot's Licence (Balloons) or a Part-BFCL Balloon Pilot Licence (BPL) are authorised to take part in a Flying Display without holding a DA by General Exemption.
- 10.3 Pilots of tethered balloons are not required to hold a DA.

Considerations

- 10.4 The FDD is responsible for the management of any ballooning at the event during the effective times of a Flying Display and has primacy for any ballooning outside these times on the day of an event. FDDs can delegate the supervision, planning, organisation and subsequent running of balloon activity to a suitable person but the ultimate responsibility for the safe operation lies with the FDD.
- 10.5 Balloons require a large area to lay out and prepare for inflation. This area can be between the Crowd Line and the display axis. The specific requirements for the setup, lay out, inflation, free flight, tethered flight and deflation **should** be discussed with the FDD in advance.
- 10.6 If aircraft are displaying, wake vortices might be generated which could affect the lay out and inflation of the balloons. Consideration by the FDD and EO **must** be given to these effects on Balloon operation.
- 10.7 Further guidance for balloon events other than at a Flying Display can be found in CAP 1739 (due to be published Spring 2026).

Chapter 11

Parachuting as part of a Flying Display

Legal requirements

- 11.1 Whilst parachuting itself does not constitute a Display Item requiring an Article 86 Permission, this Chapter is included in order to assist EOs and / or FDDs.
- 11.2 Parachuting as part of a Flying Display **must** be carried out in accordance with the relevant content of CAP 660.
- 11.3 Parachute dropping aircraft **must not** execute a low pass after the drop, unless:
- a) the pilot holds a valid DA
 - b) an Article 86 or SERA.5005 Permission is in place
 - c) the pass is included as a display item
 - d) there are no remaining parachutists on board
 - e) the flypast has been approved by the FDD

Liaison and reconnaissance

- 11.4 The FDD is responsible for the management of any parachuting at the event during the effective times of a Flying Display and has primacy for any parachuting outside these times on the day of an event. FDDs can delegate the supervision, planning, organisation and subsequent running of a parachute drop to the parachute team leader but the ultimate responsibility for the safe operation lies with the FDD.
- 11.5 The FDD **must** ensure that the parachute display team leader is informed of other aviation related activities known to be taking place at the event or nearby (e.g. helicopter Pleasure Flights, tethered balloons, model aircraft).

The display

- 11.6 Aircraft carrying parachutists may overfly the Spectator Area or Car Parks whilst positioning to drop, but not below a minimum height of 1500 ft ASL.

Chapter 12

Paragliders, Hang-gliders and powered variants as part of a Flying Display

General

- 12.1 Displays encompassing the operation of paragliders, hang-gliders, and their powered variants (self propelled hang-gliders (SPHG) and paramotors), present unique issues to EOs and FDDs. These issues **should** be discussed early in the development of the flying programme.
- 12.2 FDDs **should** consider programming events in such a manner that potential conflicts between other aircraft and these types are minimised.

Pilot requirements

- 12.3 Pilots **must** hold a valid recognised qualification or rating, for example a British Hang-Gliding and Paragliding Association (BHPA) 'Pilot' qualification or the FAI International Para Pro Level 4 qualification.
- 12.4 Pilots **must** hold a valid UK CAA DA with the relevant category included.
- 12.5 Pilots **must** hold a valid radio licence (if required). The use of non-aviation frequency radios is not recommended.
- 12.6 Pilots **must** ensure they have valid 3rd party and public liability insurance, that includes display flying, to an appropriate minimum level of cover.
- 12.7 Pilots **must** evidence their valid ratings / licences (etc) to the FDD prior to the event by providing a certified declaration as per SRG 1327.
- 12.8 The paraglider, paramotor, hang-glider or SPHG Display Pilot or team will require the written Permission of the landowner concerned or their agent.

Liaison and reconnaissance

- 12.9 The FDD, Display Pilot or an experienced team member will need to visit the proposed take off, flying and landing areas in order to plot and record

existing and anticipated hazards. This visit **should** ideally be made at least six weeks before the proposed display.

The FDD **must** be present at this visit to discuss:

- a) Weather minima
- b) Dimensions of the landing area required
- c) Arrangements for crowd control
- d) Location of overshoot / undershoot areas, buildings, power lines, roads and Congested Areas
- e) Locations of Spectator Areas, Car Parks, marquees and other hazards (e.g. cranes used for bungee jumping)
- f) First aid

- 12.10 The FDD **must** ensure that the Display Pilot or team is informed of any other aviation related activities known to be taking place at the event or nearby (e.g. helicopter Pleasure Flights, tethered balloons, model aircraft flying, displaying aircraft).

The Landing Area

- 12.11 For paragliders (not under power), where the designated landing area is on the display side of the Crowd Line, no part of that area **shall** be closer than 30 metres to the Crowd Line parallel to the approach.
- 12.12 For hang-gliders, powered hang-gliders and powered paragliders (paramotors) with the engine running, where the designated landing area is on the display side of the Crowd Line, no part of that area **shall** be closer than 50 metres to the Crowd Line parallel to the approach.
- 12.13 Where the designated landing approach and landing direction is towards a Crowd Line, no part of the landing area **shall** be closer than 50 metres from the Crowd Line.
- 12.14 For paragliders (not under power), where the designated landing area is adjacent to an area set aside for Spectators, it **must** be enclosed with

rope, tape or fencing. In this case, the minimum designated landing area **shall** have a minimum of 60 metres available for landing into wind with at least 30 metres laterally. In addition to the 30 metre x 60 metre landing area there **must** be a minimum lateral separation distance of 30 metres in all directions from any Spectators.

- 12.15 For hang-gliders, powered hang-gliders and powered paragliders (paramotors) with the engine running, the minimum designated landing area **shall** have a minimum of 100 metres available for landing into wind with at least 50 metres laterally. In addition to the 50 metre x 100 metre landing area, there **must** be a minimum lateral separation of 50 metres in all directions from any spectators.
- 12.16 No paraglider, paramotor, hang-glider or SPHG **shall** overfly any Spectator.
- 12.17 The landing area **must** be clearly identifiable and **must** be fully briefed to each pilot prior to launch.

The display (when the display forms part of a Flying Display)

- 12.18 Paraglider / paramotor / hang-glider / SPHG pilots or display teams **must** fly with an emergency (back up) reserve parachute.
- 12.19 Paraglider / paramotor / hang-glider / SPHG pilots or display teams **shall** ensure there is a ground party at the landing site who **must** be able to communicate with the launch point or dropping aircraft by means of signal panels and / or radio.
- 12.20 The ground party **must** also be able to communicate with the airborne pilots by signal panels or radio.
- 12.21 Over water displays **must** have a rescue boat in attendance with crew conversant with foot launched aircraft and pilot egress.
- 12.22 The display elements **must** be completed and the paraglider / paramotor / hang-glider / SPHG **must** be in normal flight to commence the landing

approach at a height no lower than 100 feet unless approved otherwise on the pilot's DA.

Post-landing

- 12.23 A specific area suitably clear of obstructions **should** be set aside for the packing up of the equipment. Ideally it **should not** be under the Display Area or be exposed to any downwash, jet blast etc.

Separation Distances

- 12.24 Minimum Separation Distances for paragliders, paramotors, hang-gliders and SPHGs are contained in the table below:

Type of display	Lateral Separation Distance
Take-Off	30 metres
Landing (without power)	30 metres
Landing (engine running)	50 metres
Non-aerobatic	75 metres
Full Aerobatic*	150 metres

* Full aerobatic flight for these aircraft include, but are not limited to, angles of bank exceeding 90 degrees, spins, loops, inverted flight, figures in which all or part of the aircraft is moving backwards or rotating and manoeuvres in which a paraglider canopy is not fully inflated.

Take-off **may** be commenced from a point no closer than 30 metres from the crowd line provided the take-off run and subsequent climb out continues away from the crowd line to meet and maintain the minimum Separation Distance for the duration of the display.

Chapter 13

Foot-launched aircraft as part of a Flying Display

General

- 13.1 Flying Displays encompassing the operation of foot-launched aircraft present unique issues to the EO and / or the FDD. They **should** be discussed early on in the flying programme development
- 13.2 Pilots **must** hold a recognised foot-launched aircraft qualification or rating.
- 13.3 Pilots **must** hold a valid UK CAA DA with the relevant category included.
- 13.4 Pilots **must** hold a valid radio licence (if required). The use of non-aviation frequency radios i.e. 'walkie talkies' is not recommended.
- 13.5 Pilots **must** ensure they have valid insurance that includes third party liability and display flying.

Pilot access to the launch area

- 13.6 A specific area suitably clear of obstructions **should** be set aside for the set up and subsequent re-packing of the equipment. Ideally it **should not** be under the Display Area.
- 13.7 When selecting a suitable operating area, careful consideration **must** also be given to terrain and obstruction induced turbulence.

Separation distances

- 13.8 Separation Distances for foot-launched aircraft must comply with the table in Chapter 5.
- 13.9 Take-off may be commenced from a point no closer than 30 metres to the crowd line provided the take-off run and subsequent climb out continues away from the crowd line to meet and maintain the minimum Separation Distance for the duration of the display. Otherwise the minimum Separation Distance for take-off and landing shall be 50 metres.

Chapter 14

Air racing as part of a Flying Display

General

- 14.1 Display flying involves operating aircraft close to their permitted limits while close to the ground without the element of competition.
- 14.2 Air Races add an element of competition which can subject aircraft and pilots to greater than normal safety risks, together with the added psychological pressure of performing to an audience.
- 14.3 Accordingly, an un-scripted air race involving multiple aircraft flying the same course in competition introduces a large degree of unpractised manoeuvring that does not fit within the Flying Display environment⁶⁷.
- 14.4 Pre-briefed, 'stage-managed' air racing is permitted at a Flying Display where aircraft fly at pre-determined normal operating speeds, rather than at maximum possible speed.
- 14.5 All pilots **must** hold a minimum of a Tailchase DA.
- 14.6 The 'race' **must** be briefed by the holder of a Tailchase Leader DA.
- 14.7 All pilots **must** hold a DA appropriate to any combined manoeuvring planned after the end of the 'race'.
- 14.8 The minimum Separation Distance between aircraft during the 'race', including while overtaking, is 50 metres.
- 14.9 The minimum Separation Distance from the crowd line **must** be in accordance with Chapter 5.
- 14.10 The minimum height (within the authorised Display Area) **must** be the event minima or the individual pilot's permitted minima, whichever is the

⁶⁷ This does not exclude competition flying involving single aircraft flying a set course against the clock from being incorporated as part of a Flying Display.

higher. In addition, for air race scenarios, an absolute minimum of 100 feet AGL / ASL applies.

- 14.11 The FDD **should** consider and plan for the variations in speed of the different types involved, as well as any ground handling differences.
- 14.12 The FDD must ensure that the 'air race' briefing includes departure order and timing, overtaking, the requirement for aircraft to manoeuvre predictably and to avoid the aircraft ahead especially during and after overtaking, post-race positioning and landings.

Chapter 15

Banner towing as part of a Flying Display

General

- 15.1 Aircraft can only be used for banner towing if information is available in their Flight Manual or Flight Manual Supplement relating to towing.
- 15.2 The aircraft **must** have approved modifications if necessary for the purpose of towing and **must** be operated in accordance with the Flight Manual and any applicable Flight Manual Supplements.

DA requirements

- 15.3 Pilots **must** hold a valid DA with an endorsement to tow banners.

Separation distances

- 15.4 Pick up gates and drop zones **shall** be no closer than 75 metres from the crowd.
- 15.5 Display passes **must** be such that if the banner falls it **shall** be no closer than 75 metres horizontally from the crowd.
- 15.6 Except for pick up and drop passes, the tail of the banner **must not** be lower than 200 feet ASL.

Considerations

- 15.7 Banner towing requires a dedicated area that **should** be set aside for the set up, pick up and dropping of the banner. This area **should** be on open ground with no obstructions particularly on the approach and climb out.
- 15.8 The combination of towing aircraft and banner **must not** be flown under / over or around by any other aircraft.
- 15.9 Formation **may** be flown with a banner in tow, or with a tow rope attached, provided that any Formation changes are at a safe distance behind the lead aircraft taking into account the possibility of the banner or tow rope separating from the towing aircraft

Chapter 16

Airborne pyrotechnic displays

General

- 16.1 Pilots / operators are reminded that Article 89 prohibits the dropping of articles from an aircraft in flight unless the exceptions or alleviations in that article apply.
- 16.2 A Permission under Art 89 is required for the use of any pyrotechnic where dross, embers or remnants reach the surface.
- 16.3 Pilots / operators **must** apply for a Permission for each location / display (public, private or practice) at which the use of airborne pyrotechnics are to be used.
- 16.4 An application for a Long Term Permission is permissible for the dropping of articles at a single location.

Airborne displays using pyrotechnics

- 16.5 As display pilots performing airborne pyrotechnic displays cannot fully assess the fall and safe burn rates of discharged pyros they have left behind, a suitable ground based observer capable of communicating with the pilot **must** be in place to advise⁶⁸.
- 16.6 If the FDD or ground based observer considers that the fall-out is, or could / may pose a hazard to people or property, he **must** call 'Pyros Too Close' or 'Pyros Too Low' or both in order to remove the hazard.
- 16.7 Airborne displays using Pyros **must** take into account the following but not limited to:
- a) Momentary blindness when firing and looking into pyros
 - b) Fall-out from emitting fireworks
 - c) Increased fire hazards both on the ground and in the air

⁶⁸ There is no requirement for an observer if only PRT 3 pyros are used.

- 16.8 Pyro devices and projectiles **must not** be released with a trajectory that could result in projectiles, dross, embers or remnants landing in any areas occupied by persons; consideration **must** be given to release height, wind drift and lateral separation distances increased accordingly.
- 16.9 Both the FDD and pilot(s) **shall** discuss their planned action(s) in the event of an engine failure when the pyrotechnic is burning or still hot. Consideration **must** be given to the flight path to reach the emergency landing areas.

Pyrotechnic risk classification

- 16.10 For the purpose of determining the safety risks associated with the use of pyros during Flying Displays, pyros are categorised into 3 Pyro Risk Tiers (PRT)⁶⁹.
- a) PRT 1 – Any pyro with emitted particles that burn for 8 seconds or longer and any pyro with an MPRH \geq 1000 feet. Examples include Aluminium Waterfalls, rocket fireworks, SOLAS parachute flares and shells \geq 75mm
 - b) PRT 2 – Any pyro with emitted particles that burn for less than 8 seconds or pyros with a MPRH below 1000 feet. Examples include some waterfalls, Roman Candles, Comets, Mines, cakes and shells <75 mm
 - c) PRT 3 – Any pyro with zero dross, “cold burn” proximate pyros, smoke generators and pyros with a ground level MPRH. Examples including fountains, gerbs, flares, flashing bengals, smoke grenades

Minimum Pyrotechnic Release Heights (MPRH)

- 16.11 Pyros **must** be fired or released above a height at which they will have burnt out and cause no safety risk to the public by the time they reach the surface.

⁶⁹ reference to manufacturers Material Safety Data Sheets (MSDS) may assist with this determination.

- 16.12 As pyros have varying burn and descent rates, pilots **must** have tested and practiced with the pyros in order to establish the MPRH and PRT.
- 16.13 MPRH **must** incorporate a margin for error to allow for any pyro malfunction during release.
- 16.14 Pyros falling into the PRT 1 and 2 categories **must** be fired or released no lower than the established MPRH.
- 16.15 Pyros falling into the PRT 1 and 2 categories **may** be fired or released from below the established MPRH, but no lower than the higher of either the issued Permission height minimum, that specified in the pilot's DA or any FDD imposed minimum, if the pyros are fired or released over water such that all fallout will fall in the water regardless of wind conditions.
- 16.16 All PRT 1 and PRT 2 pyrotechnic devices **shall** be burnt out by the end of the display flying phase and prior to commencement of the approach and landing phase.
- 16.17 Pyrotechnic devices **shall not** be deliberately fired or released during landing.
- 16.18 Pyros falling into the PRT 3 category **may** be fired or released from the higher of either the issued Permission height minimum, that specified in the pilot's DA or any FDD imposed minimum.
- 16.19 Established PRTs and MPRHs for each pyro **must** be declared on form SRG 1327 and agreed in advance with the FDD.
- 16.20 Where multiple types of pyro could be used complete details **should be** added to the form as an attachment that includes each pyro's common name, a description of the effect, its firing duration, PRT, MPRH, position on aircraft and firing choreography, for example:
- a) Outdoor Waterfall, trail of sparks, Duration 60s, PRT 1, MPRH 1200ft, from aircraft wingtips, 2 pyros fired in series at start of the display.

- b) Roman Candle, multishot of coloured stars, Duration 25s, PRT 2, MPRH 100ft, from aircraft wingtips, 2 separate pyros fired during vertical rolls and loops, see ribbon diagram.
- c) Smoke Grenade, Duration 45s, PRT3, MPRH Ground level, from skydivers ankle, fired in freefall.

Wind speed and direction of fallout and rate of fall

- 16.21 Careful consideration **must** be given to where any fallout might reach the surface during normal operation or if a malfunction occurs.
- 16.22 A fall out zone **must** be established and risk assessed for PRT Tier 1 and Tier 2 pyros.

Consideration **must** be given to the following

- a) Flammability of the Surface of the fall-out zone
- b) PRT, Pyrotechnic type and characteristics of falling embers
- c) Pyrotechnic release heights
- d) Wind at flying heights
- e) Wind at surface
- f) Emergency landing areas and the flight paths required to reach them

Anticipating a pre-ignition and / or failure in the air and on the ground

- 16.23 Consideration **must** be given to:
- a) The potential for uncommanded ignition or pre-ignition in the air and on the ground, which might cause pyros to ignite out of the planned sequence, momentary blindness and distraction in the air, a fire or smoke hazard on the ground
 - b) Anticipating a forced or early landing before the pyro has extinguished
- 16.24 Additional pre-display planning is essential to cater for a pyro that might still be alight or hot when the aircraft reaches the ground.

- 16.25 Routing to and from the venue, along with the routing to any emergency landing area, **should** be carefully planned so as to minimise the safety risks associated with falling debris.
- 16.26 Spent pyro canisters might cause runway FOD issues, therefore planning to minimise runway disruption is essential. Consideration **should** be given to requesting a runway inspection after any landing with spent pyros.

Parking of loaded aircraft

- 16.27 When an aircraft is loaded with live or unspent pyros it **must not** be parked in a location where inadvertent ignition of the pyro could present a hazard to people, equipment or property.
- 16.28 The parking location **must** be sufficiently remote and the aircraft parked pointing in the safest direction.
- 16.29 As soon as possible after landing from a pyro display a hazard triage **should** be carried out to assess the spent and / or partially spent pyrotechnics for smouldering fires and security before an aircraft is manoeuvred close to public areas.
- 16.30 It is recommend that spent pyro are inspected and wetted down if necessary and / or removed after landing without delay.

Safety information and special handling details

- 16.31 All pyros require safe and careful handling. Details of specific handling requirements **must** be sent to the FDD and communicated to the Emergency Services prior to the event.
- 16.32 Details of each pyro **should** include who is handling the pyro, the planned storage area prior to preparation and fitting, preparation areas, fitting areas, quantity and position of the pyros on the aircraft.

- 16.33 Each pyro **should** be classified by generic pyro type, UN Number, PRT and MPRH, and Material Safety Data Sheets (MSDS) or a Safety Briefing Summary Sheet⁷⁰ **must** be made available to the FDD.
- 16.34 FDDs **should** discuss the types of pyros that are to be used during the display with the operator and / or pilot to ensure that emissions during the display will be contained within the risk assessed area.
- 16.35 When pyro displays are contemplated on days where weather conditions have created dry ground conditions (e.g. drought / heatwave) FDDs and operators **should** assess surface conditions and if a potential for wild-fire is determined the display **should** be either postponed or adapted to minimise the safety risk. Further guidance along with a Fire Severity Index can be found on the Natural England's Open Access and Coastal Access website by selecting the link at Appendix E.
- 16.36 In the event of an inadvertent ground fire that poses a safety risk to the public, the FDD **must** terminate the display.
- 16.37 In the event that a ground fire is seen by the pilot, they **should** inform ground personnel (FDD / FCC / ATS) as soon as workload and flight safety permits.
- 16.38 All self sustaining ground fires resulting from the release of pyros from an aircraft **must** be reported on the joint CAA / MAA 'Flying Display Director Post Display Feedback Form' SRG 1305 with details.
- 16.39 If a display is stopped due to a ground fire, then an MOR should be made with details of why the display was stopped, the type(s) of pyrotechnic, phase of display, minimum altitude being used, location, size and spread of the fire and an account of any injuries.

⁷⁰ When an aircraft carries pyrotechnics across several PRT Tiers, it is recommended the FDD is supplied with a Safety Briefing Summary Sheet to share with the Emergency services.

Risk assessments for airborne displays using pyrotechnics

- 16.40 A risk assessment **must** be included with each Art 89 Permission application covering the use of airborne pyrotechnics; unless it is included within an Art 86 Flying Display risk assessment submitted by the FDD.
- 16.41 Applications for Art 89 Permissions covering the use of airborne pyrotechnics at Art 86 Flying Displays **may** be made by either the aircraft / team operator / manager or the FDD of that display.
- 16.42 All risk assessments submitted with applications where airborne pyrotechnics are to be used as part of a Flying Display **must** be countersigned by the Event Organiser.

Chapter 17

Flying Displays during twilight

General

- 17.1 Displays during twilight **should** take account of some additional factors caused by low light levels. Particularly, but not exclusively:
- a) reduced and deceptive visual references
 - b) factors influencing light levels such as cloud and showers
 - c) inadvertent entry into cloud
 - d) a pilot's ability to identify and select a suitable area to force land
- 17.2 The planning by the FDD and the participant **must** identify and reduce the hazards associated with flying in low light conditions (for instance, Display Lines may be marked with lights).
- 17.3 Due to the increased safety risks associated with display in low light levels, all displays during twilight require sufficient inflight visibility to assure visual references can be maintained. The pilot or FDD **should** use higher inflight visibility and / or height minima when this is appropriate taking into account the terrain, marking / lighting of the display line and / or display area, ambient light levels, the possibility of loss of visual cues and references, moon phase, calm water and 'goldfish bowl' effect.
- 17.4 The light level available during twilight can vary from near day conditions throughout, to near night conditions well before the end of evening twilight. Therefore, prior to a twilight display, pilots **must** familiarise themselves with the local topography, emergency landing areas, crowd lines, display lines, and consider the availability of key visual references.
- 17.5 Flying during evening twilight has the additional risk that any delay could result in night flying for which the pilot and / or aircraft may not be qualified.

- 17.6 Pilots **should** plan their manoeuvres to avoid losing sight of key visual references which are required to maintain adequate situational awareness throughout the display.
- 17.7 Manoeuvres that increase the risk of losing situational and / or spatial awareness with low light levels and limited visual reference points **should** be avoided.
- 17.8 Before a display in twilight conditions, pilots **must** plan a strategy such that if they get disorientated and spatial awareness is lost, they can regain awareness quickly to ensure a safe outcome.

Considerations include:

- a) visibility, cloud ceiling and wind at flying altitude before display
- b) use of the attitude indicator (if fitted and sufficiently reliable) to update attitude awareness
- c) establishing a minimum 'refuge' height in the vicinity of the display which is safely above local terrain and obstructions for visual flight in conditions of poor light or restricted visibility
- d) key visual references for situational awareness, including features like the moon, high contrast visual cues on the ground, areas of significant lighting around built up areas.
- e) communication (with formation / tail chase / team members / FDD etc)

Chapter 18

Model aircraft and Unmanned Aircraft Systems (UAS) as part of a Flying Display

General

- 18.1 The FDD is responsible for the scheduling of any model aircraft or UAS display item flying during the effective times of a Flying Display and has primacy for any flying activity outside these times on the day of an event.
- 18.2 FDDs **shall** delegate the supervision, planning, organisation and subsequent running of a model aircraft or UAS display to a Model Flying Display Director (MFDD)⁷¹ but the ultimate responsibility for the safe operation lies with the FDD.
- 18.3 FDDs must ensure that any model aircraft or UAS participating in their Flying Display has the required Model Aircraft Flying Display Permit issued by the relevant model aircraft association⁷².
- 18.4 If UAS that are not model aircraft are participating in a flying display, including drones used for filming or swarming displays, the FDD **must** ensure that the appropriate Authorisation(s) are in place from the CAA RPAS Unit.
- 18.5 All applications for UAS Operational Authorisations **must** be made using the application process listed in the RPAS / Drones webpages of the CAA website or should be directed to CAA RPAS Unit.
- 18.6 Uncontrolled free flight models must not be flown during the period of a Flying Display.

⁷¹ The person with the responsibility for the model aircraft flying at the display and named in the Model Aircraft Flying Display Permit issued by the relevant model aircraft association.

⁷² The CAA has delegated the granting of permits for model aircraft participating in Flying Displays to the British Model Flying Association (BMFA), the Scottish Aeromodellers Association (SAA) and the Large Model Association (LMA) for operators and remote pilots flying under their Article 16 operational authorisations.

- 18.7 The operation of model aircraft and UASs **shall** be in accordance with the requirements of CAP 1789A and the ANO. Further guidance can be found in CAP 722 Unmanned Aircraft System Operations in UK Airspace.
- 18.8 Where the designated model aircraft / UAS Display Area is in an area set aside for the Spectators it **shall** be safely enclosed and included within a valid display Permit.
- 18.9 Model aircraft and UASs with a mass of more than 25kg are required to hold a CAA Operational Authorisation to fly or LMA over 25kg Permit. The Operational Authorisation / Large Model Association (LMA) Permit will state the physical characteristics of the aircraft, the name of the operator and the name(s) of the pilot(s) allowed to fly it. An LMA Flight Test Permit is not valid at a public event including Flying Displays. Pilots are required to hold an LMA Full Proficiency, or an equivalent qualification and valid insurance that includes third party liability.
- 18.10 The FDD is responsible for ensuring that model aircraft / UAS displays are adequately separated in distance or time from other flying events.
- 18.11 There **should** be direct communications between the FDD and the MFDD to ensure that in the event of an aircraft emergency the model / UAS flying can be stopped as quickly as possible.
- 18.12 The MFDD will assist in the planning of the model / UAS Flying Display and is responsible for arranging strict control and use of model / UAS aircraft transmitters and frequencies, the airworthiness of all model aircraft / UASs, the competence and the briefing of their pilots and control of the model / UAS flying area.
- 18.13 An appropriate number of Flight Line Marshals responsible to the MFDD **must** be appointed at medium to large scale events to directly control the active model flying. At smaller events this role **may** be assumed by the MFDD.

Model aircraft display limitations

- 18.14 The Separation Distances between Spectators and model aircraft / UASs will be defined on the Model Aircraft Flying Display Permit and **must** be maintained whether they are flown in a specified area or on the display side of the Crowd Line.
- 18.15 The FDD and MFDD **should** also consider the need to add an additional separation distance for models and UASs of exceptional dimensions, mass or performance.

Full size and model aircraft synchronised displays

- 18.16 Where a Display Item consists of a full size aircraft and a model aircraft or UAS, a number of safety risk factors **must** be considered.
- 18.17 The Display Pilots **must** determine a safe method of flying the routine taking into account the difficulties of ensuring that the required Separation Distance between the two (or more) aircraft and the Spectators is maintained. The judging of full size / model / UAS Separation Distances by the ground based pilot becomes increasingly difficult as the horizontal distance between them and the model aircraft increases.
- 18.18 The Display Pilots will need to fully brief the FDD on the Display Routine including any specific requirements for set up and recovery prior to and after the display.
- 18.19 The model aircraft pilot is not required to hold a DA but **must** hold a BMFA B, SAA Silver Certificate or an LMA Full Proficiency, or an equivalent qualification to display at a Flying Display.
- 18.20 The Display Pilot **must** have successfully passed an evaluation to upgrade the DA to include 'Display flying with model aircraft'.

Appendix A

Risk Assessment

Flying Display safety risk management

- A1 At any Flying Display or Special Event there are hazards that might cause harm to people.
- A2 EOs are accountable for ensuring that their events are managed safely, including the management of the safety risks created by any display flying that forms part of their event.
- A3 FDD's are responsible for the Flying Display component of any event risk assessment.
- A4 The risk management procedure that follows ought to suit the needs of most Flying Displays and Special Events.

Why is risk management important?

- A5 Displaying aircraft close to the ground and / or large numbers of people has inherent safety risks.
- A6 Risk management should be focussed on identifying the hazards and then minimising the resultant safety risks so that the likelihood of an incident is reduced and the subsequent consequences minimised.
- A7 A FDD, AFDD or Pilot should understand the safety risks associated with the activity being undertaken, in the location it is being carried out, in order to identify the key components in effective safety risk management.

The risk management process

- A8 Risk management can be challenging and time consuming and it is therefore important that you follow the guidance in this Appendix as a minimum.

- A9 The risk management process starts with identifying the hazards created by the Flying Display or Special Event and then assessing the safety risks associated with those hazards in terms of likelihood (what is the likelihood of the safety risk associated with a hazard happening?) and severity (if the safety risk associated with a hazard occurs how bad will it be?). Once the level of safety risk is identified, appropriate mitigation measures can be implemented to reduce the likelihood or severity⁷³ (and accordingly the level of safety risk) to an acceptable level. The implemented mitigation measures **should** then be monitored to ensure that they have had the desired effect.
- A10 The Health and Safety Executive use the verdict from the Court of Appeal in Edwards vs the National Coal Board in 1949 as a basis for explaining As Low As Reasonably Practicable (ALARP). Making sure a safety risk has been reduced to ALARP is about weighing the safety risk against the sacrifice needed to further reduce it. Taking all Reasonably Practicable measures to reduce a safety risk does not automatically mean the safety risk is acceptable or tolerable; an FDD or pilot has to judge whether an activity is still appropriate having taken all the Reasonably Practicable measures possible.
- A11 The complexity of the safety risk management process **should** reflect the scale of the safety risk created by the display being planned. This applies both in terms of the scale of the event and in terms of the individual hazards that are identified. For example, it would be expected that a large Flying Display with a number of different Display Items / types with a significant number of spectators would identify more hazards (and therefore safety risk) than a smaller, simpler event where far fewer people and aircraft might be involved. As such, the Risk Assessment could differ accordingly.

⁷³ In most cases, the severity of the outcome is more difficult to reduce than the likelihood of the safety risk occurring, therefore risk assessors **should** concentrate primarily on reducing the likelihood to reduce the safety risk to ALARP.

- A12 Risk Assessments **must** cover all people associated with a Flying Display, including pilots, staff and volunteers, and members of the public both inside and outside of the event. In general, the purpose of the Risk Assessment is to determine the safety risk posed to people and how that safety risk is mitigated to an acceptable level.
- A13 All Risk Assessments are reliant on both the quality of the information used and the knowledge of the people involved when conducting the assessment. Therefore, it is important to include people with relevant expertise and experience in the risk management process to ensure its accuracy and robustness.
- A14 It follows that the risk management process **must** be undertaken by people who are aware of the safety risks associated with the activity being assessed, have knowledge of the range of mitigations available to reduce any safety risk and who can use sound judgement in the preparation of the assessment.
- A15 The risk assessor(s) **should** also be aware that in the event of a subsequent accident or incident, the Risk Assessment process might be challenged.
- A16 The risk management process is illustrated below:



Hazard / risk definition

- A17 A hazard is defined as a condition, object or activity with the potential of causing injuries to personnel, damage to equipment or structures, loss of material or reduction of ability to perform a prescribed function.
- A18 A risk is defined as a combination of the likelihood of a hazard occurring and the severity of the accident⁷⁴ that could result, i.e. a high likelihood and / or a high severity consequence will lead to a higher Risk Assessment.
- A19 For example, bird activity in or around an aerodrome is a hazard to aircraft operations. One safety risk associated with this hazard is that a bird strike causes an aircraft engine to fail resulting in the aircraft crashing, harming the pilot and / or the public.
- A20 In general, a hazard exists in the present whereas the risk associated with that hazard is a potential future outcome.

Hazard identification

- A21 Hazard identification is fundamental to effective Flying Display safety risk management and the task **should** be approached formally.
- A22 There are many ways of identifying hazards, including the following:
- a) **Brainstorming.** Where a safety committee, Flying Control Committee and others involved in the organisation of a display meet to identify possible hazards. Simulation and table top exercises of possible scenarios can be an effective part of the brainstorming process. Brainstorming sessions need not be limited to Safety Committee and FCC members and can include any interested parties or person thought worthy of inclusion, such as the commentator.

⁷⁴ Accident as defined in CAP 760.

- b) **Review of data.** Reviewing data from previous accidents and incidents can provide a useful source of information to assist with hazard identification.
- c) **Incident reporting.** Mandatory / voluntary incident reporting (internal and external) can provide information to help guide the hazard identification process.
- d) **Audits.** Internally or externally conducted safety assessments / audits (if available) can illustrate and highlight potential pitfalls that have been identified previously.
- e) **Safety information.** Safety information from external sources; e.g. similar organisations, media, AAIB, CAA, HSE, etc, also provide useful data that can help with hazard identification.
- f) **Generic hazard checklists.** These can be found on the internet and through organisations such as the HSE.

A23 When defining safety risks in relation to hazards all initiating events **should** be considered and listed. This will help avoid mistakes when calculating the safety risk rating and assist in identifying potential mitigations.

A24 The CAA recommends recording all hazards identified during the Risk Assessment process, including any hazards identified but deemed not applicable. This information **may** be requested by the CAA GAU during the approval process of a Flying Display or Special Event Permission or by other agencies if required.

A25 Examples of safety considerations to be taken into account at Flying Displays include:

- a) Hazardous materials carried by aircraft
- b) Congested Areas in the vicinity of a Display Area
- c) Electricity pylons
- d) Displaying and non-displaying aircraft

- e) Human Factor influences
- f) Sources of visual confusion
- g) Major and minor roads
- h) Public footpaths and rights of way
- i) Potential areas of congregation of secondary spectators
- j) Occupied properties
- k) Display location topography

A26 Further information on hazard identification can be found in the CAA's CAP 760, 'Guidance on the Conduct of Hazard Identification, Risk Assessment and the Production of Safety Cases'.

Risk Assessment

- A27 A risk assessment process starts with defining the safety risk(s) associated with the hazard(s) previously identified. There might be more than one safety risk associated with a particular hazard and a Risk Assessment **may** need to be conducted for each safety risk version.
- A28 The next step is to assess the safety risks in terms of likelihood and severity.
- A29 The initial Risk Assessment **should** assume that all legal requirements and good practice guidelines contained within CAP 403 are already being met, unless there is cause to believe they may not be. In the latter case action **should** be considered to restore that situation.
- A30 Once the safety risks have been assessed in terms of likelihood and severity, mitigating actions necessary to reduce the safety risk to ALARP can be decided upon.
- A31 Implemented mitigation measures **should** reduce the likelihood of the safety risk occurring and / or reduce the severity of the outcome if it does.

Risk Likelihood (L)

A32 In order to assess an initial risk likelihood, any mitigation measures currently in place to reduce the likelihood **should** be taken into account.

A33 To help assess the likelihood the following questions **should** be asked:

- a) Is there a history of similar occurrences (either at the proposed display location or at others) to the one under consideration, or would this be an isolated occurrence?
- b) What impact do the types of aircraft and display items have on the likelihood of incidents occurring?
- c) How many people are involved and how likely is it that they would be harmed?

A34 A guide to assessing the likelihood of an occurrence is in the table below:

Description	Meaning ⁷⁵
Frequent (5)	Likely to occur many times (has occurred frequently)
Occasional (4)	Likely to occur sometimes (has occurred infrequently)
Remote (3)	Unlikely to occur but possible (has occurred rarely)
Improbable (2)	Very unlikely to occur (not known to have occurred)
Extremely Improbable (1)	Almost inconceivable that the event will occur.

Risk Severity (S)

A35 In order to assess the initial severity, any mitigation measures that are already in place to reduce the severity **should** be taken into account.

A36 To help assess the severity the following questions **should** be asked:

- a) What harm would be caused?
- b) Would lives be lost?

⁷⁵ Consider a quantitative value for each description / meaning (e.g. 5 times per year).

- c) Who would be affected (pilots, Spectators, bystanders, volunteers, workers, etc)?
- d) What are the likely commercial implications or media interest?
- e) Would there be a loss of reputation?

A37 A guide to assessing the severity of consequences is in the table below:

Classification	Meaning
Catastrophic (5)	Multiple deaths, usually with loss of aircraft.
Hazardous (4)	Large reduction in safety margins leading to serious or fatal injury to small number of people. i.e. ground fatality and / or pilot fatality.
Major (3)	Significant reduction in safety margins leading to serious incident or injury.
Minor (2)	Minor injury.
Negligible (1)	Any event which is considered to be less severe than 'Minor'

Risk tolerability

A38 Once the likelihood (L) and severity (S) have been defined, a risk tolerability matrix such as the one below can be used to assess how tolerable the risk is.

Risk likelihood (L)	Risk severity (S)				
	Catastrophic (5)	Hazardous (4)	Major (3)	Minor (2)	Negligible (1)
Frequent (5)	Unacceptable	Unacceptable	Unacceptable	Review	Acceptable
Occasional (4)	Unacceptable	Unacceptable	Review	Review	Acceptable
Remote (3)	Unacceptable	Review	Review	Acceptable	Acceptable
Improbable (2)	Unacceptable	Review	Review	Acceptable	Acceptable
Extremely improbable (1)	Review	Acceptable	Acceptable	Acceptable	Acceptable

Extremely improbable (1)	Review	Acceptable	Acceptable	Acceptable	Acceptable
--------------------------	--------	------------	------------	------------	------------

A39 Using a risk tolerability matrix, the safety risk can then be classified as either acceptable, to be reviewed, or unacceptable. A suitable safety risk mitigation strategy can then be developed if required to reduce the safety risk to ALARP.

Risk rating categories

Unacceptable:

A40 The likelihood and / or severity of the consequence is intolerable. The Flying Display **must not** proceed as planned; the planned display items and their routines **may** be reviewed at this point to reduce the safety risk category.

A41 If it remains Unacceptable, mitigation measures to reduce the safety risk must be implemented in order to control the safety risk to ALARP and to (at least) the Review category.

A42 If, after reducing the safety risk to ALARP it is still Unacceptable the activity **must not** take place as planned.

Review:

A43 The severity and / or likelihood is of concern and the safety risk **must** be further mitigated.

A44 If, after mitigating the safety risk to ALARP, the safety risk remains in the review category the FDD **must** consider the benefit of continuing with the flying display versus the residual safety risk. If the benefit outweighs the safety risk, then the FDD **may** consider the safety risk tolerable and accept it.

A45 If the benefit doesn't outweigh the safety risk, or the FDD doesn't consider the safety risk tolerable then, by default, it becomes Unacceptable and the activity, as planned, **must not** go ahead.

- a) Review decisions **should** be made in consultation with the EO as the overall safety risk owner for the event.
- b) Review decisions **must** be appropriately recorded.

Acceptable:

- A46 The consequence is so unlikely, or not severe enough to be of significant concern and the FDD considers the safety risk Acceptable.
- A47 However, a safety risk being Acceptable does not necessarily mean it is ALARP; all safety risks **should** be reduced to ALARP to minimise the safety risk to both pilots and the public.

For all safety risk categories:

- A48 Mitigating a safety risk to ALARP does not alone make it Acceptable or tolerable. The FDD, along with other interested parties such as the EO and pilots, **must** judge whether an activity is appropriate or if the safety risks have not been properly considered, assessed and categorised as per the guidance above.

Risk mitigation

- A49 Mitigation measures are actions, such as changes to operating procedures, equipment or infrastructure that reduce the likelihood and / or the severity.
- A50 The FDD should always seek to reduce safety risks to ALARP, regardless of whether they are assessed as Acceptable or Review (tolerable). By doing so, they will ensure that all safety risks to both pilots and the public are ALARP.
- A51 As with hazard identification, defining appropriate mitigations **should** be approached formally and similar methods used.
- A52 It can provide clarity to document risk mitigations as either preventative measures or recovery measures:

- a) **Preventative Measures.** Actions or controls designed to reduce the likelihood of a risk materialising by addressing its causes. Examples are training, signage or procedural safeguards.
- b) **Recovery Measures.** Those intended to reduce the severity or enable rapid recovery after a risk event materialises. Examples are Emergency Response Plans, backup systems or cessation of flying.

A53 Generally, risk mitigation strategies fall into three categories:

- a) **Avoidance.** The operation or activity is cancelled or avoided because the safety risk exceeds the benefits of continuing the activity, thereby eliminating the risk entirely
- b) **Reduction.** Action is taken to reduce the likelihood of the safety risk occurring, e.g. by improving risk control measures or the frequency of the operation or activity is reduced, or action is taken to reduce the magnitude of the consequences of the safety risk
- c) **Segregation.** Action is taken to isolate the effects of the consequences of the safety risk or build in redundancy to protect against them

A54 While the FDD remains responsible for the overall risk assessment and knowing that all mitigations are in place, all but the smallest flying displays will need a number of stakeholders to implement the required mitigations on behalf of the FDD. Identifying nominated individuals in the Risk Assessment will clarify who is responsible to the FDD.

A55 As initial risk assessments **must** assume that the legal requirements and good practice recommendations contained both in CAP 403 and other applicable regulations are in place, further mitigations ought to extend beyond those published.

A56 Mitigating safety risks to third parties not involved in the Flying Display itself can pose particular challenges for FDDs as it can be difficult to control / predict their location. When seeking to mitigate these safety

risks organisers **should** be aware of the range of options open to them which include:

- a) Engagement with Local Authority Safety Advisory Groups, Highways England, local Highways Authorities and rail network operators where appropriate
- b) Application for road closures and / or Temporary Traffic Orders for the duration of the Flying Display
- c) Providing alternative routes for members of the general public who wish to avoid passing directly by the Flying Display location
- d) Ensuring that there is adequate information provided to the general public, both in advance of and during the display
- e) Engaging with the owners or controllers of land near a display site where the general public might or are known to gather
- f) Providing the Maritime and Coastguard Agency with event details if the display is taking place over water. This will allow appropriate forward planning by Coastguards, both in Operations Centres where they can warn and inform Maritime users by adding information to Maritime Safety Information broadcasts, and Coastguard Rescue Service volunteers who can plan and, if required, re-locate so as to be able to respond to any incident along the shoreline
- g) Contacting harbour authorities to discuss safety risk mitigation measures that might be possible for displays over a harbour
- h) Informing the public that the safest viewing point is always within designated Spectator areas provided by the EO
- i) Preventing overflight of areas where people have been known to congregate if they cannot be prevented from doing so

Risk Recording

- A57 The CAA recommends that the process used to identify mitigations **should** be recorded along with the mitigations to be implemented. Any mitigations that have been considered, but discounted due to excessive time, money or resource, **should** also be recorded.

- A58 The safety risk recording process includes a reassessment of the safety risk category if the planned mitigations are put in place. The reasons why the mitigating actions affect the final severity and likelihood scores **must** be recorded.
- A59 This record provides proof that the assessment was carried out and can be used as the basis for a later review.

Monitoring and improvement

- A60 Risk assessments **should** be reviewed regularly to ensure that there have been no significant changes and the hazards and safety risks have not changed.
- A61 Consideration **should** be given to investigating whether improvements can still be made or whether further control measures have become available, there may be lessons learnt from incidents or near misses for example.
- A62 Risk assessments **must** be kept up-to-date and details of reviews recorded.

Flying Display Risk Assessment

- A63 The FDD **should** ensure that appropriately SQEP are involved in the production of a Flying Display Risk Assessment.
- A64 The Flying Display Risk Assessment is a working document and **must** be reviewed regularly, by SQEP, especially during any safety and Flying Control Committee meetings.
- A65 The Flying Display Risk Assessment **should** be available to all people involved in its effective management. Personnel **should** be accustomed with any part pertinent to their role.
- A66 The hazards identified, Risk Assessments and subsequent follow-up actions **should** be clearly documented in a Flying Display Risk Assessment.

- A67 In order to ensure that all the people associated with an event can understand the content of the Flying Display Risk Assessment, acronyms **should** be avoided, or a glossary provided alongside the register.
- A68 The Flying Display Risk Assessment **should** include each identified hazard, the associated safety risk(s) and the results of the initial Risk Assessment which assumes current legal and best practise mitigation measures are in place. Further additional safety risk mitigation measures (if required) **should** then be recorded along with a re-assessment of the safety risk category following implementation.
- A69 Where any participant (such as RAFAT) has produced their own, separate Risk Assessment for a specific display, the FDD is responsible for incorporating any relevant mitigation measures or requirements found in the participants RA into the main Flying Display Risk Assessment.
- A70 The Flying Display Risk Assessment **must** be reviewed after the event by SQEP to determine what was managed well and to identify areas where improvements could be made. Findings **must** be recorded such that they are accessible for future events.
- A71 The Flying Display Risk Assessment **must** be made available, on request, to all participants. They will be conducting the activity and therefore need to understand the specific safety risks associated with an event and the measures that have been undertaken to reduce those safety risks.

Flying Display Risk Assessment in Flying Display applications

- A72 Applicants for Flying Display Permissions are required by the CAA to provide a Flying Display Risk Assessment containing, as a minimum, all of the following information:
- a) **The name of the Flying Display.**
 - b) **The Flying Display date(s).**

- c) **Details of the risk assessment team** (i.e. names).
- d) **The date that the risk assessment was conducted / amended / updated.**
- e) **Hazard identification.** Including all of the likely hazards in the Risk Assessment gives the CAA assurance that the hazard identification process is robust.
- f) **Clearly defined safety risks.** Good safety risk definitions provide detail about who could be affected by them and will make the Risk Assessment process much easier.
- g) **Pre-mitigation likelihood, severity and risk categories.** These initial categories **must** assume that regulatory requirements are being met and that the impact of the requirements on controlling the underlying safety risk has already been addressed.
- h) **Mitigating actions.** Any safety risk mitigation **must** consider how effectively it will mitigate the safety risk. Is it practical and realistic? Will it be acceptable and followed by the people concerned?
- i) **Post-mitigation likelihood, severity and risk category.** It is helpful to add remarks about how the additional mitigations will reduce the safety risk. The CAA are looking for evidence that the impacts of the mitigations are being reasonably assessed, and explanation helps with that.
- j) **Comments about any unusual aspects of the Risk Assessment.** The CAA is looking for assurance that Risk Assessments submitted as part of Flying Display and Special Event applications demonstrate that the safety risks at the event will be managed effectively. Explanations of any unusual aspects of the Risk Assessment such as obvious hazards that are not listed, safety risk treatments that do not follow the

standard approach or anomalous risk categorisation help the CAA gain the necessary assurance without having to return to the applicant for further information.

- k) **Review decisions and acceptance of tolerable safety risks by the FDD and, where applicable, the EO (if a different person).** Where safety risks have been categorised as Review, the Risk Assessment **must** record any additional mitigations or details of the decision to accept the safety risk as tolerable.
- l) **Sign off by the FDD and the EO (if a different person).** A declaration by the FDD / AFDD and EO that the risk management activities conducted are suitable and sufficient to manage the safety risks associated with the Flying Display. For AFDD events, the Risk Assessment only requires EO sign off if risk mitigations require EO actions.

A73 When conducting the hazard identification process, all Flying Display Risk Assessments **must** consider the following hazards **as a minimum**:

- a) Propulsion Failure
- b) Aircraft Collision (e.g. between display or non-display aircraft, birds, UAS, etc.)
- c) Pilot Human Factors
- d) Latent aircraft hazards (e.g. Pyrotechnics, Ejection Seats, Hydraulic fluid, etc.)
- e) Display area topography (e.g. congested areas, tall hazards, occupied properties, etc.)

A74 Consideration **must** also be given in every Risk Assessment to the potential outcome of the hazards identified on any Spectators, Secondary Spectators and the general public.

- A75 This information allows the CAA to assess whether or not the planned Flying Display follows CAA guidance and that risk management plans reflect the hazards that are present.
- A76 Evidence is required to demonstrate:
- a) That any safety risks related to a particular Flying Display location are specifically covered
 - b) That all reasonably foreseeable hazards and associated safety risks have been identified
 - c) That the risk assessment process is robust and consistent
 - d) That safety risk mitigations are appropriate.
- A77 If the safety risks to the public caused by the Flying Display cannot be managed to an Acceptable or tolerable level, the size of the Display Area may need to be revised, the type of display reviewed, or, in extremis, the display cancelled.
- A78 The CAA Flying Display Risk Assessment Template SRG 1303T **may** be used for the submission of Risk Assessment information to the CAA GAU, but other formats are acceptable.
- A79 When producing a Flying Display Risk Assessment, it is best practice to consider all hazards from first principles. Previous submissions may be used; however, these **should** only be submitted after a thorough review.
- A80 Risk Assessments that appear to be a simple 'cut and paste' of a previous submission are not acceptable and will be returned.
- A81 In all cases, Risk Assessments must provide sufficient level of detail for the CAA to evaluate the robustness of the Risk Assessment process and to make an assessment of whether or not the Flying Display may proceed.
- A82 An example of the CAA's Flying Display Risk Assessment Template with examples is included below:

OFFICIAL - Public. This information has been cleared for unrestricted distribution.



SRG 1303T: Flying Display Risk Assessment Template

Guidance on Flying Display Risk Management can be found at Appendix A of CAP 403: www.caa.co.uk/CAP403.

Hazard description = Any condition, event, or circumstance which could induce an accident.
Risk description = The potential consequence and location that could result from the hazard.
L = Likelihood of the Risk occurring; S = Severity of the Risk consequence; D = Risk Decision, a combination of the likelihood of a risk occurring in conjunction with the severity of the risk that could result, e.g. Unacceptable , Review or Acceptable as referenced in the chart below.
Mitigation measures - Risk control measures additional to CAP 403 requirements to lower the risk to as low as reasonably practical (ALARP).
Remarks - Any other information relevant to the flying display risk management process which has not been captured elsewhere. E.g. clarity or explanation to a risk assessment calculation or mitigation measure.

Risk Tolerability Matrix

Risk Decision (D) Unacceptable (U) Review (R) Acceptable (A)			Risk Severity (S)				
			Catastrophic (5)	Hazardous (4)	Major (3)	Minor (2)	Negligible (1)
			Multiple deaths, usually with loss of aircraft	Large reduction in safety margins leading to serious or fatal injury to a small number of people	Significant reduction in safety margins leading to serious incident or injury	Minor injury	Any event which is considered to be less severe than minor
Risk Likelihood (L)	Frequent (5)	Likely to occur many times	Unacceptable	Unacceptable	Unacceptable	Review	Acceptable
	Occasional (4)	Likely to occur sometimes	Unacceptable	Unacceptable	Review	Review	Acceptable
	Remote (3)	Unlikely to occur but possible	Unacceptable	Review	Review	Acceptable	Acceptable
	Improbable (2)	Very unlikely to occur	Unacceptable	Review	Review	Acceptable	Acceptable
	Extremely improbable (1)	Almost inconceivable that the event will occur	Review	Acceptable	Acceptable	Acceptable	Acceptable

SRG 1303T: Flying Display Risk Assessment Template

Hazard Description	Risk Description (including location where appropriate)	Initial rating			Mitigation Measures (if applicable)	Final rating			Person responsible for mitigations & remarks (if applicable)
		L	S	D		L	S	D	
Mid-air collision – display & non-display aircraft.	Danger to pilots & persons on the ground both inside and outside the display area.	3	5	U	<u>Preventative Measures</u> <ul style="list-style-type: none"> Warning signage added to areas inside and outside display area. (Reduction) Marshalls to be positioned at all identified access points and bystanders notified of the dangers of viewing the display from non-designated zones. (Segregation) <u>Recovery Measures</u> <ul style="list-style-type: none"> If a gathering of secondary spectators is identified and refuse to move despite the request of designated Marshalls, then the display will be stopped. (Avoidance) 	1	5	R	<u>Responsible person</u> <ul style="list-style-type: none"> EO (bullets 1 & 2) FDD (bullet 3) <u>Remarks</u> <ul style="list-style-type: none"> Marshalls are provided with a briefing pack and can escalate to team leads if required.
Pilot disorientation	Disorientated pilot losing control inside or outside display area.	3	5	U	<u>Preventative Measures</u> <ul style="list-style-type: none"> Pilots must provide the FDD with a copy of their intended display profile at least 3 days prior to the proposed display date (in order to exceed the stipulated CAP 403 minima). (Reduction) FDD to brief pilots on disorientation possibility if there is a reduced visibility/horizon. (Reduction) Radio transmissions are minimized during displays to avoid distraction. (Reduction) <u>Recovery Measures</u> <ul style="list-style-type: none"> Nil 	1	5	R	<u>Responsible person</u> <ul style="list-style-type: none"> FDD (incl bullet 1, responsible for ensuring pilots have sent their profile early) <u>Remarks</u> <ul style="list-style-type: none"> Provision of the pilot's display profile enables an unrushed FCC review and consideration of disorientation given the display site.

Hazard Description	Risk Description (including location where appropriate)	Initial rating			Mitigation Measures (if applicable)	Final rating			Person responsible for mitigations & remarks (if applicable)
		L	S	D		L	S	D	
UAV / Drones being used by unauthorized persons	Potential for collision with display aircraft and/or member of the public.	3	4	R	<u>Preventative Measures</u> <ul style="list-style-type: none"> EO responsible for checking and briefing stall holders and adding signage to ensure no on-site sales. (Reduction) All security staff to watch for any members of the public bringing a UAV/Drone into the site. Anyone seen doing so is to be denied access to the site. (Reduction) <u>Recovery Measures</u> <ul style="list-style-type: none"> Should a UAV/ Drone be seen flying at the site, or close by the perimeter, all efforts are to be made to find the operator and get the UAV safely onto the ground. (Reduction) The flying display is to be stopped until the UAV/Drone is recovered. (Avoidance) 	1	3	A	<u>Responsible person</u> <ul style="list-style-type: none"> EO (bullets 1 to 3) FDD (bullet 4) <u>Remarks</u> <ul style="list-style-type: none"> Stall holder and security staff briefing pack includes their responsibilities for drone prevention. Commentator has a script for use if a drone is seen. The local Police were asked to provide their drone detection and prevention equipment, but it's not available.

ALARP Statement: I am content the risks described in this document have been robustly mitigated, such that further mitigations would be grossly disproportionate to the benefits of risk reduction that would be achieved. Using qualitative judgements each risk is ALARP.

Tolerability statement: Having established the risks are ALARP, I am content that each risk to the public and the participants is sufficiently well controlled as to be tolerable; i.e. the activity can be permitted to take place under the conditions set out in the risk assessment. Using qualitative judgements each risk is tolerable.

FDD Sign Off	Name:	Signature:	Date:
Event Organiser countersignature (where applicable) *	Name:	Signature:	Date:

*Not required for single item Airborne FDD displays.

Appendix B

Written, verbal and telephone briefings

The display pilot's written brief

- B1 The FDD is responsible for ensuring that, in advance of the Flying Display, all participants are sent a written briefing. It is important to distribute this information as early as possible to allow pilots time to plan. The quality of the mapping / imagery provided is vital to aid pilots in planning their displays.
- B2 The written brief should be concise and site specific.
- B3 The content of the briefing will vary depending on the complexity of the Flying Display. The relevance and importance of reproducing direct excerpts from this CAP should only be included if essential, but the following items **should** be considered, where appropriate:
- a) Place, date, time and duration
 - b) Name and contact details for the FDD and other key personnel, including those for use on the day of the display
 - c) A copy of any related CAA Permissions and Exemptions
 - d) Flying programme
 - e) Map of the display location showing the site layout, Display Area, local area and local hazards / avoids. In addition, the use of clearly marked satellite images and / or overhead photographs (if available) often provide very powerful, clear pictorial images for pilots to familiarise with during display preparation and planning. If using such images, for standardisation, the following colours are suggested:

Colour	Item illustrated
Purple	75 metre display line (not illustrated below)
Orange	150 metre display line
Red	230 metre display line
Blue	450 metre display line
Yellow	Restricted areas (no overflight / no aeros / min heights for example)
Red triangle	Display datum
Green	Spectator areas, Car Parks and Crowd Line.



In addition to the example display lines shown above, further benefit may be gained from the illustration of Display Area boundaries (not shown) on satellite images.

- f) Flying Display minima⁷⁶
- g) Details of how Display Lines will be marked
- h) Details of the display datum
- i) Air Traffic Services information including:
 - i) Type of air traffic service available
 - ii) Arrival and departure procedures (including taxi instructions)
 - iii) Radio frequencies and, if required, transponder codes
 - iv) Procedures during the Flying Display
 - v) Radio failure procedures
 - vi) Holding areas and altitudes
 - vii) Adjacent air traffic conflicts
 - viii) Local flying restrictions
 - ix) Local diversion airfields
- j) Details of any NOTAM or RA(T) established for the event
- k) Any deviations from the limits and minima set out in this CAP
- l) Procedures to be followed when the Flying Display includes items such as ballooning, parachuting, parascending, paragliding, hang-gliding, banner towing and foot launched aircraft
- m) Details of aircraft parking and refuelling arrangements
- n) Arrangements for any Pleasure Flights and visiting aircraft
- o) Emergency Service cover and any specific procedures
- p) Details of place and time where the formal pre–display verbal briefing will be conducted
- q) Details of arrangements for telephone briefings for any pilot unable to attend the formal pre-display briefing

B4 It is recommended that one of the cover pages consists of a crib sheet to facilitate pilot's noting significant information as suggested in the following illustration:

⁷⁶ including the venue's elevation AMSL in the briefing material may assist display pilots, particularly where Flying Displays are held away from an aerodrome.

Flying Display name, location and date.	
Area for listing prominent details such as ATS frequencies, FDD contact details, location and time of briefing, etc.	
Airfield Pressure Setting	
Airfield Surface Wind	
Preceding Display Item	
T/O time	
Display Time ON	
Display Time OFF	
Following Display Item	
Space for inclusion of any other significant information, instructions, maps, notes, etc	

The verbal brief

- B5 The FDD is responsible for ensuring that all participating pilots receive a thorough verbal briefing before the Flying Display on each day of the event.
- B6 A copy of the Flying Display Permission **must** be available at the briefing.

B7 As with the written brief, the relevance and importance of reproducing direct excerpts from this CAP should only be included if essential.

B8 Flying Display Briefing Checklist (and Telephone Brief if required).

Flying Display briefing checklist	Notes
Attendance check / Roll call.	
Time check (specify UTC or Local time).	
Weather briefing: <ul style="list-style-type: none"> • Current conditions • Forecast conditions 	
Weather forecast for diversion airfields	
Any local weather conditions / effects	
Air Traffic operations briefing:	Notes
Type of service available (A/G, FIS or Full ATC)	
Arrival & departure procedures	
Radio frequencies, transponder codes	
Display procedures	
Holding areas & altitudes	
Adjacent air traffic conditions	
Local flying restrictions	
Full details of diversions airfields	
Ejection & abandonment areas	
Display Area briefing:	Notes
Show a large-scale map of the Display Area . Brief display lines, display area, minimum heights, avoid areas, car parks, spectator areas or any other sensitive areas.	
Ground briefing / arrangements:	Notes
Ground movement / taxi plan	
Parking areas	
Refuelling arrangements	
Flying programme:	Notes

Confirmation of pilots, aircraft, call signs, lateral separation distances

Display programme timing

Alternative plans for incidents

If parachute activity, stress the need for no rotors / engines turning

Any other activity? (before, arrivals, departures after display)

Handling of ground & air emergencies

Contact numbers & locations for:

Notes

Flying Display Director

ATS provider

Event Organiser

Any other relevant contacts

Questions?

Telephone briefing

- B9 For non-airfield sites, or for Participants who are flying into a display from a different location, a briefing **may** be conducted by telephone.
- B10 The briefing **should** be from an identical checklist (written specifically for the telephone briefing) to the one issued to the pilot as part of the briefing material.

Debriefing

- B11 It is recommended, where practicable, that a formal 'hot' debrief involving members of the FCC, the EO, emergency services, ATC, etc, **should** be carried out immediately after the Flying Display by the FDD to identify what went well, what didn't go well, lessons learnt and areas for further consideration and improvement for future events. Details of discussions and lessons learnt **should** be included on the form SRG

1305 so that they can be shared with the wider community where appropriate⁷⁷.

- B12 FDDs **should** endeavour to debrief and provide feedback to display pilots with pertinent points, observations and suggestions for improvements, particularly when requested.

Formation briefings and walk throughs

- B13 A formation leader is responsible in ensuring a thorough formation briefing is given and must ensure sufficient time is available to conduct one.
- B14 All formations at Flying Displays **must** be briefed prior to flying⁷⁸; the brief **should** include a walk through. The following **must** be briefed as a minimum:
- a) Overview - Leader establishes the skill level and recent formation experience of formation members, gives an overview of the intended display, and confirms that members have the required competence
 - b) The formation positions of each pilot and aircraft
 - c) SUTTO – start-up procedures, taxi order and spacing, line-up positioning, takeoff formation and stream interval as appropriate
 - d) Formation join-up
 - e) Formation changes
 - f) Formation spacing
 - g) Formation flypast / non-aerobatic / aerobatic minimum height(s) (the most restrictive of the entire formation)⁷⁹
 - h) Formation minimum separation distance from the crowd (the most restrictive of the entire formation and how the leader will ensure that formation members do not infringe the applicable minima)

⁷⁷ This activity supports the requirement to report occurrences and incidents as covered in chapter 8.

⁷⁸ Where possible, formation leaders should circulate pertinent pilots notes prior to their formation briefing.

⁷⁹ For formations (including display teams) consisting of pilots who hold differing DA minimas, leaders must adopt the highest individual minima for the whole formation whilst flying in formation. Recognising that formation members may be stepped down the leader must fly at a height which permits the lowest aircraft to remain above the required minimum height.

- i) Display components such as aerobatic elements, splitting into sub formations, separation, tailchase elements (aerobatic and non-aerobatic), timings, and situational awareness calls
- j) Recovery / landing sequence
- k) Loser plan (including formation leadership)
- l) Break-out, unsighted, loss of situational awareness (SA)
- m) Emergencies – power loss, systems failures, shepherding, radio failure
- n) Actions in the event of a STOP or Terminate call
- o) Questions – Leader to confirm that members have understood the brief and are prepared to proceed. If the formation leader is not content with the ability, currency or competence of any of the pilots in the formation, then the leader **must not** allow that pilot to take part in the formation

B15 Following the formation detail, the formation leader **should** conduct a post flight debrief to identify any safety issues and lessons learnt.

Appendix C

Flying Display Director Accreditation

Obtaining Flying Display Director accreditation

- C1 To gain accreditation as a FDD, applicants are required to complete the following:
- a) For applicants with prior FDD experience, advice on application and any mentoring requirements are to be sought from the CAA GAU or the MAA as appropriate⁸⁰.
 - b) For initial FDDs with no prior FDD experience⁸¹, gain agreement to be mentored from an existing accredited FDD mentor (FDDM)⁸².
 - c) Gain the requisite experience (as outlined in the Flying Display Director Accreditation section below) through shadowing the FDDM⁸³.
 - d) Perform the functions associated with applying for and running a Flying Display under the supervision of the FDDM⁸⁴.
 - e) Apply for FDD accreditation by visiting the CAA Flying Display Director Accreditation website. The application **must** be supported by a comprehensive training record from the FDDM. This training record can take many forms such as a training folder or log, but **must** be detailed enough to allow the CAA to review the applicant's progress and performance.

⁸⁰ With prior agreement from CAA GAU, Flying Displays directed overseas are acceptable experience where the host country's regulation is based on CAP 403.

⁸¹ Valuable and valid experience can be gained as a member of a FCC. FCC members aspiring to become FDDs **should** log any experience gained. This **should** be counter-signed by the relevant event FDD.

⁸² The opportunity to attend FDD accreditation courses, to gain awareness of content, is available to candidates without prior experience, but accreditation will not be granted on completion. The candidate may have to resit the course once the prerequisite experience has been obtained.

⁸³ Courses are available for training in many aspects associated with the role of the FDD such as public safety planning, risk management, crowd management, incident planning, etc. Applicants might find these beneficial and will add credibility to any application made for FDD accreditation.

⁸⁴ Candidates must ensure that any experience gained is accurately logged and certified by the FDDM.

- f) Undergo a behavioural and attitudinal fitness assessment. A completed form SRG 1303B **must** be submitted at the time of application for FDD accreditation to allow sufficient time for processing prior to commencing the FDD accreditation process⁸⁵.
- g) Attend a joint CAA / MAA FDD Accreditation course. Details of course dates can be found on the CAA Flying Display Director Accreditation website, which gives details of the FDD Training provider, or by contacting the CAA GAU.

Flying Display Director accreditation course

- C2 The CAA and MAA will provide a joint FDD Accreditation Course in order to accredit FDDs in the UK. Any person intending to act in the role of FDD is required to pass the FDD Accreditation Course.
- C3 The course covers a number of topics specific to display flying as well as the planning, organisation and management of Flying Displays, in addition to presentations from the regulators and experienced members of the display community.
- C4 An Applicant's performance is observed during group workshops and assessed via a written examination in a number of areas:
 - a) Regulatory compliance
 - b) Planning and organising safe Flying Displays
 - c) Flying Display Risk Assessment management and review
 - d) Obtaining necessary Permissions and planning the display in accordance with regulatory rules
 - e) Air Traffic Service provision and radio communication at displays
 - f) Maintaining flying discipline
 - g) Briefing and debriefing of participating aircrew
 - h) Safe coordination of Flying Displays and Flying Display programmes

⁸⁵ If an applicant has concerns as to whether or not a favourable behavioural and attitudinal fitness assessment outcome is achievable, it is recommended that a form SRG 1303B be submitted for assessment to CAA GAU before commencing any of the requirements outlined above.

- i) Cancellation or modification to the programme in the case of adverse weather or other conditions
- j) Flying Display monitoring and warning calls
- k) FCC & FDD coordination
- l) Dealing with contingencies
- m) Post display briefing
- n) MOR and post event reporting
- o) Learning from case studies
- p) Understanding of Human Factor influences on the safety of Flying Displays and how to address them
- q) Knowledge of AAIB and display accident investigation

C5 A joint CAA / MAA panel will be convened after FDD Accreditation Courses to review applicants' performance during the course. This panel will consider the experience, qualifications, interaction during the course and results of examinations before accrediting to either Tier 1, 2 or 3⁸⁶.

C6 **'Civ' and 'Mil' Accreditation.** The panel will also consider, based on the experience of the individual and the knowledge displayed during the FDD accreditation course, whether they will be accredited as a 'Civ', 'Mil' or 'Civ / Mil' FDD.

- a) **Civ.** The individual is only permitted to be FDD / DFDD at Flying Displays regulated by the CAA under CAP 403.
- b) **Mil.** The individual is only permitted to be FDD / DFDD at Flying Displays regulated by the MAA under RA 2335.
- c) **Civ / Mil.** The individual is permitted to be FDD / DFDD at either CAA or MAA regulated Flying Displays⁸⁷.

C7 Following any initial or upgrade accreditation, 'civ' FDDs **must** contact the CAA to liaise for ratification of their accredited tier at their first event.

⁸⁶ Initial FDD applicants will only normally be issued with a maximum tier 1 accreditation. However, previous experience will be taken into account and such applicants **may** be accredited at a higher tier level.

⁸⁷ Depending on the considerations made, when awarding a Civ / Mil accreditation, the panel may assign separate Tier levels when appropriate, for example 'Civ 2 / Mil 1'

FDD Validity

- C8 FDD accreditation will remain valid for a period of 3 years from the date of accreditation, subject to ongoing fitness for the role⁸⁸.
- C9 The validity of form SRG 1303B is aligned with the FDD accreditation period; however, a new form **must** be submitted as soon as possible where there has been any change to previously declared information.

FDD Currency

- C10 To maintain currency an individual **must** act as FDD within the appropriate tier at least once every two years.
- C11 However, if, for example, a tier 3 FDD has only acted as FDD for a tier 1 or 2 Flying Display(s) within the currency period, the tier 3 privileges will be forfeited at the end of the currency period. Similarly, where a FDD is Civ / Mil accredited, unless both types of regulated event have been directed, the type not directed will be forfeited at the end of the currency period.
- C12 Currency can be maintained by acting in the role of DFDD provided the following requirements are met:
- a) The individual **must** be nominated on the CAA application for a Flying Display Permission, or on the RA 2335 Form 1 for MAA regulated events.
 - b) The individual **must** take an active part in the planning and execution of the Flying Display.
 - c) The individual **must** be in attendance for the duration of the Flying Display.
 - d) The primary FDD **must** ensure that the nature of the active role and precise level of participation of the DFDD is recorded in the Post-Display Feedback Form (SRG1305 / Form 4). The primary FDD

⁸⁸ Successful completion of a FDD accreditation course is required every 3 years to maintain validity.

must record as part of the detail included on the form that the DFDD intends to use the event to reset their currency status⁸⁹.

- C13 AFDD currency can be used to maintain tier 1 FDD currency.
- C14 Successful completion of a FDD Accreditation Course will automatically reset both the status of the 3-year FDD accreditation validity and the 2-year currency at the Tier for which they are accredited.

FDD Upgrades

- C15 Upgrading to a higher tier of FDD accreditation can be achieved by progressing through each complexity level in turn. For clarification, a tier 1 FDD can only upgrade to a tier 2 and a tier 2 to a tier 3.
- C16 Once a FDD has achieved a higher level of accreditation, a period of consolidation⁹⁰ is required before any further upgrade can be considered.
- C17 To upgrade to a higher FDD tier level, applicants are required to complete the following:
- a) Gain agreement to be mentored from an accredited FDD Mentor⁹¹.
 - b) Be able to demonstrate experience at the higher level of complexity including, but not limited to, the following areas⁹²:
 - i) Planning a safe Flying Display (including the risk assessment)
 - ii) Obtaining the necessary Permissions
 - iii) Understanding and compliance of Flying Display regulations
 - iv) Management and assessment of participant regulatory compliance
 - v) The briefing of participating aircrew

⁸⁹ The responsibility for recording this information on the form rests with the primary FDD in conjunction with the DFDD and not the CAA / MAA.

⁹⁰ This period needs to be sufficient to allow the applicant to demonstrate the required competencies at the new level prior to being considered for a further upgrade.

⁹¹ Experience can be gained by acting as FDD under supervision. Nomination as such can be included on a Flying Display Permission with prior agreement from CAA GAU. Names of FDDMs can be found on the accredited FDD list.

⁹² For tier 1 FDDs applying to upgrade to tier 2, elements of this experience can be gained by active involvement as a member of the FCC at tier 2 and 3 events under the direction of the FDDM.

- vi) Control of the Flying Display programme (including active management and monitoring)
- vii) Simulated emergencies
- viii) Post display debriefing
- ix) Production of SRG 1305 / Form 4 'Flying Display Director Post Display Feedback Form'
- c) Act as FDD under the supervision of the FDDM at a minimum of 3 Flying Displays at the higher level of tier complexity.
- d) Apply for FDD accreditation by email to CAA GAU outlining the experience gained in the categories above. The application **must** be supported by a comprehensive training record from the FDDM. This training record can take many forms such as a training folder or log but **must** demonstrate the experience gained against the FDD competencies (as issued to all FDDMs) and be detailed enough to allow the CAA to review the applicants progress and performance.
- e) Undergo a behavioural and attitudinal fitness assessment by submitting a form SRG 1303B.
- f) Either:
 - i) Arrange for a CAA Flight Standards Officer (FSO) to attend a Flying Display at which the applicant is acting as FDD under supervision in order for the CAA to accredit the applicant to the higher tier⁹³; or
 - ii) Attend a FDD accreditation course (Initial or Renewal), having applied at the higher Tier, and be successfully accredited by the FDD Accreditation Panel⁹⁴.

⁹³ CAA FSO observation can be carried out on the third of the required series of Flying Displays quoted in paragraph c) above.

⁹⁴ A CAA FSO will attend the first Flying Display at the higher Tier at which the applicant acts as FDD.

Flying Display Symposia

- C18 FDDs **must** attend a Pre-Display Season Symposium at least once every 4 years⁹⁵. FDD accreditation will only be renewed where this requirement is met.

FDD Mentoring / shadowing

- C19 A tier 1 or tier 2 accredited FDD can 'shadow' the primary FDD of a higher tier event in order to build experience⁹⁶.
- C20 This 'shadow' role can be used to improve the level of competence to support an upgrade application to a higher tier in the future.
- C21 The primary FDD **should** record the level of participation of the 'shadow' FDD on the SRG1305 / Form 4 to enable the CAA / MAA to properly assess the level of experience of the individual.
- C22 Unless the primary FDD is a 'mentor', they **should not** comment on the ability or performance of the 'shadow' FDD but limit their comments to their participation level (i.e. the level of their involvement in the planning and / or execution of the Flying Display).
- C23 If the Primary FDD is a 'mentor', the 'shadow' FDD **should** ensure that the participation in the planning and / or execution of the Flying Display is appropriately logged and countersigned by the Primary FDD so that any experience gained can be demonstrated at the time of application for upgrade.

Lapsed and expired FDDs

- C24 FDD accreditation is considered lapsed if the minimum currency requirements stated above have not been met.

⁹⁵ Initial FDD holders **must** attend a Pre-Display Season Symposium within the first 24 months of point of issue.

⁹⁶ An un-accredited person may 'shadow' any FDD in order to gain experience for initial FDD accreditation. Additionally, a FDD may wish to shadow an equally qualified FDD to widen their experience (a tier 2 shadowing another tier 2 but at a different type of site for example).

- C25 In this case the FDD will need to re-apply by visiting the CAA Flying Display Director Accreditation website and submitting a completed form SRG 1303B to the CAA GAU.
- C26 The CAA GA Unit will then advise on the requirements needed for re-validation.
- C27 FDD accreditation is considered expired if the currency requirements have not been met and a period in excess of 3 years has elapsed since last renewal.
- C28 In this case the FDD will need to re-apply for FDD accreditation as above and attend a FDD Accreditation Course.
- C29 The CAA GAU should also be consulted as, dependant on the period of time expired, further mentoring and / or experience **may** be required.
- C30 FDDs who are current but have forfeited privileges **may** be re-accredited to their previous tier by shadowing an appropriately accredited FDDM at a Flying Display.
- C31 Once satisfactory evidence has been submitted to the CAA GA Unit, previously held privileges **may** then be restored.

Obtaining Airborne FDD accreditation

- C32 Prior to applying for AFDD accreditation, applicants **should** ensure they have a thorough knowledge of this CAP and **should** have approached another AFDD or FDD for guidance.
- C33 To gain accreditation as an AFDD, applicants are required to satisfy / complete the following:
- a) Must hold a current UK DA
 - b) Undergo a behavioural and attitudinal fitness assessment.
 - c) Apply for AFDD accreditation by visiting the CAA Flying Display Director Accreditation website.

- d) Attend and satisfactorily pass an AFDD or ground-based FDD Accreditation course.

C34 The course will cover a number of topics specific to display flying as well as the planning, organisation and management of Flying Displays and will include broad detail of the following:

- a) Regulatory compliance
- b) Planning and organising safe Flying Displays
- c) Flying Display Risk Assessment management and review
- d) Obtaining necessary Permissions and planning the display in accordance with regulatory rules
- e) Air Traffic Service provision and radio communication at displays
- f) Maintaining flying discipline
- g) Briefing and debriefing of participating aircrew
- h) MOR and post event reporting
- i) Understanding of Human Factor influences on the safety of Flying Displays and how to address them

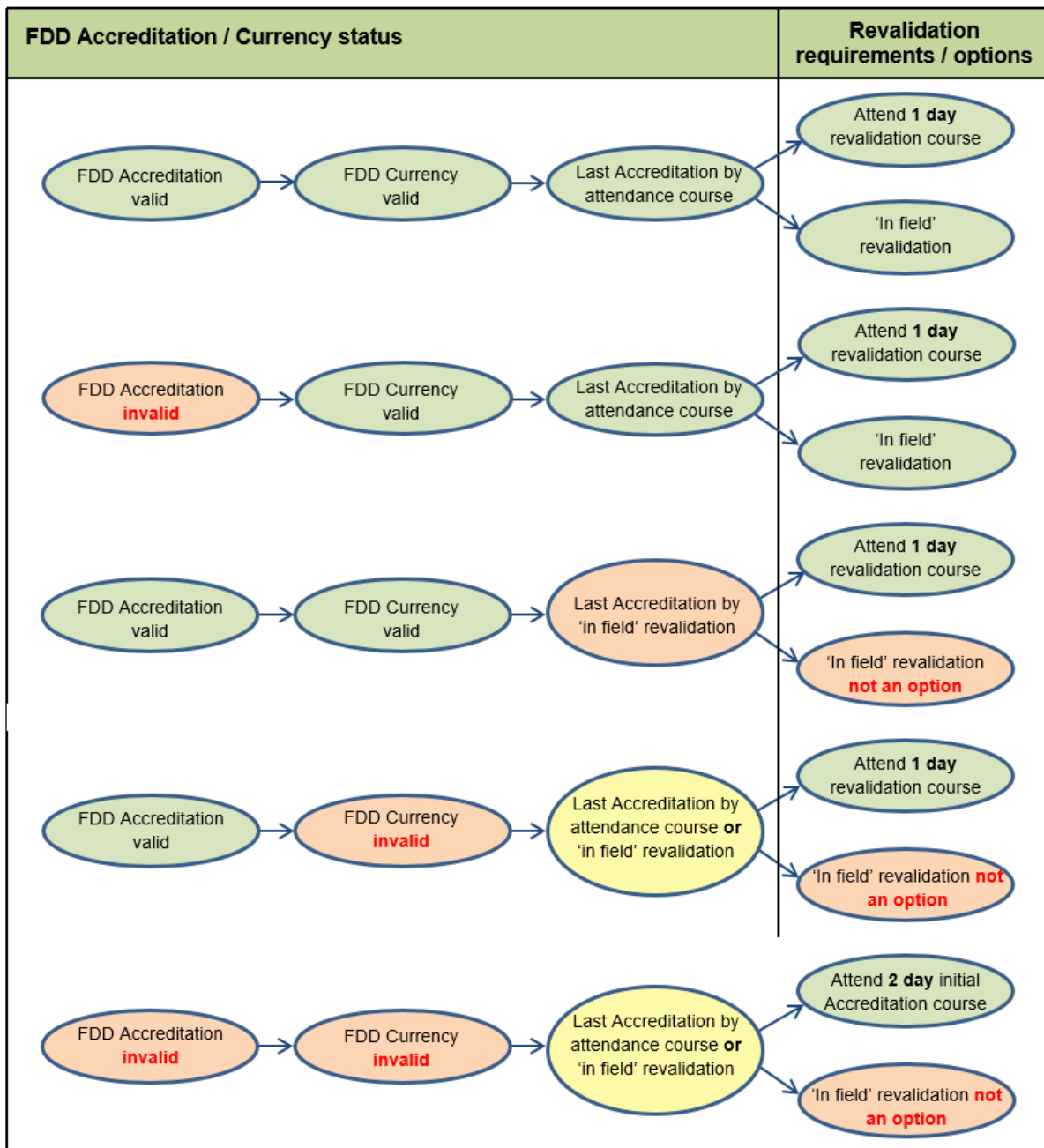
AFDD Validity.

- C35 AFDD accreditation will remain valid for a period of 3 years from the date of accreditation, subject to ongoing fitness for the role.
- C36 The validity of form SRG 1303B is aligned with AFDD accreditation; however, a new form **must** be submitted as soon as possible where there has been any change to previously declared information.

AFDD Currency.

- C37 To maintain currency an individual must act as AFDD, or ground-based FDD, at least once every two years.
- C38 AFDD accreditation is considered lapsed if the minimum currency requirements stated above have not been met. In this case the AFDD will need to re-apply for accreditation as detailed above.

FDD / AFDD Revalidations



C39 The revalidation of FDD / AFDD accreditation can be made at any time by:

- attending a CAA / MAA FDD / AFDD Accreditation Course
- requesting an 'in field' revalidation

C40 **CAA / MAA FDD / AFDD Accreditation Course:** Candidates can apply for re-accreditation by visiting the CAA Flying Display Director

Accreditation website and submitting a completed form SRG 1303B to the CAA.

- C41 Following receipt of the application form, the candidate's suitability will be assessed with regard to the following criteria:
- a) The content of the supporting information contained with the application (including examination results).
 - b) The quality and content of post display feedback reports submitted during the previous period of validity.
 - c) Observations made during any CAA Flying Display assurance visit carried out during the previous period of validity.
- C42 If acceptable, the candidate will then be accredited for a further 3 year validity period.
- C43 If unacceptable, the candidate will be required to re-sit an initial FDD / AFDD Accreditation course. Additionally, the candidate will lose FDD / AFDD accreditation with immediate effect, even if the renewal was carried out with existing validity.
- C44 **'In field' revalidations:** 'In field' revalidations **may** be carried out **in extremis**, subject to CAA FSO availability, provided the FDD / AFDD is current.
- C45 Requests for 'in field' revalidations **must** be made at the time of application for the display Permission and coordinated with the CAA.
- C46 'In field' revalidations **must not** be relied upon to maintain FDD / AFDD Accreditation as FSO availability may change at short notice due to other operational requirements.
- C47 The 'in field option' is only possible for the first revalidation following an attendance course. Every second revalidation **must** be by attendance course.

FDD / AFDD Revocation

- C48 In the event of a FDD / AFDD found to be underperforming an investigation will be undertaken in accordance with the Flowchart Analysis of Investigation Results (FAiR) System detailed at Appendix D⁹⁷.
- C49 Once the investigation is complete, a decision will be made as to whether any further action is required.
- C50 Actions can include continuing in role, downgrading to a lower FDD tier level, suspension, further training / mentoring or revocation⁹⁸.
- C51 Appeals **should** be made to the CAA GAU within 14 days of notification⁹⁹.

⁹⁷ FAiR@3 System , Version 3.1 , March 2019 , © Baines Simmons Limited

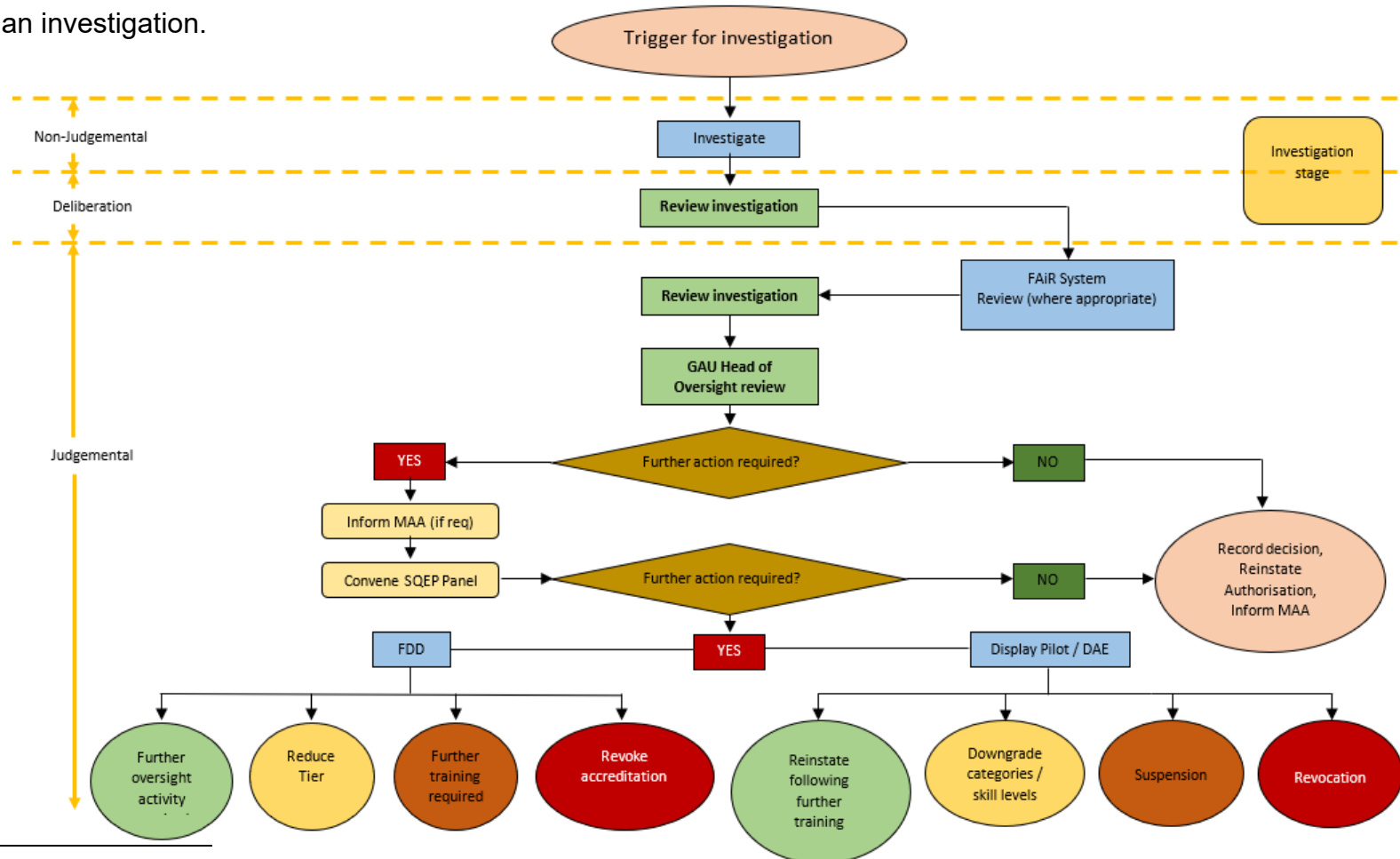
⁹⁸ In accordance with the Air Navigation Order, Article 253 'Revocation, suspension and variation of certificates, licences and other documents'

⁹⁹ In accordance with Regulation 6 of The Civil Aviation Authority Regulations 1991.

Appendix D

FAiR System

D1 Flowchart Analysis of Investigation Results (FAiR) System¹⁰⁰. Distinction between Non-Judgmental and Judgemental phases of an investigation.

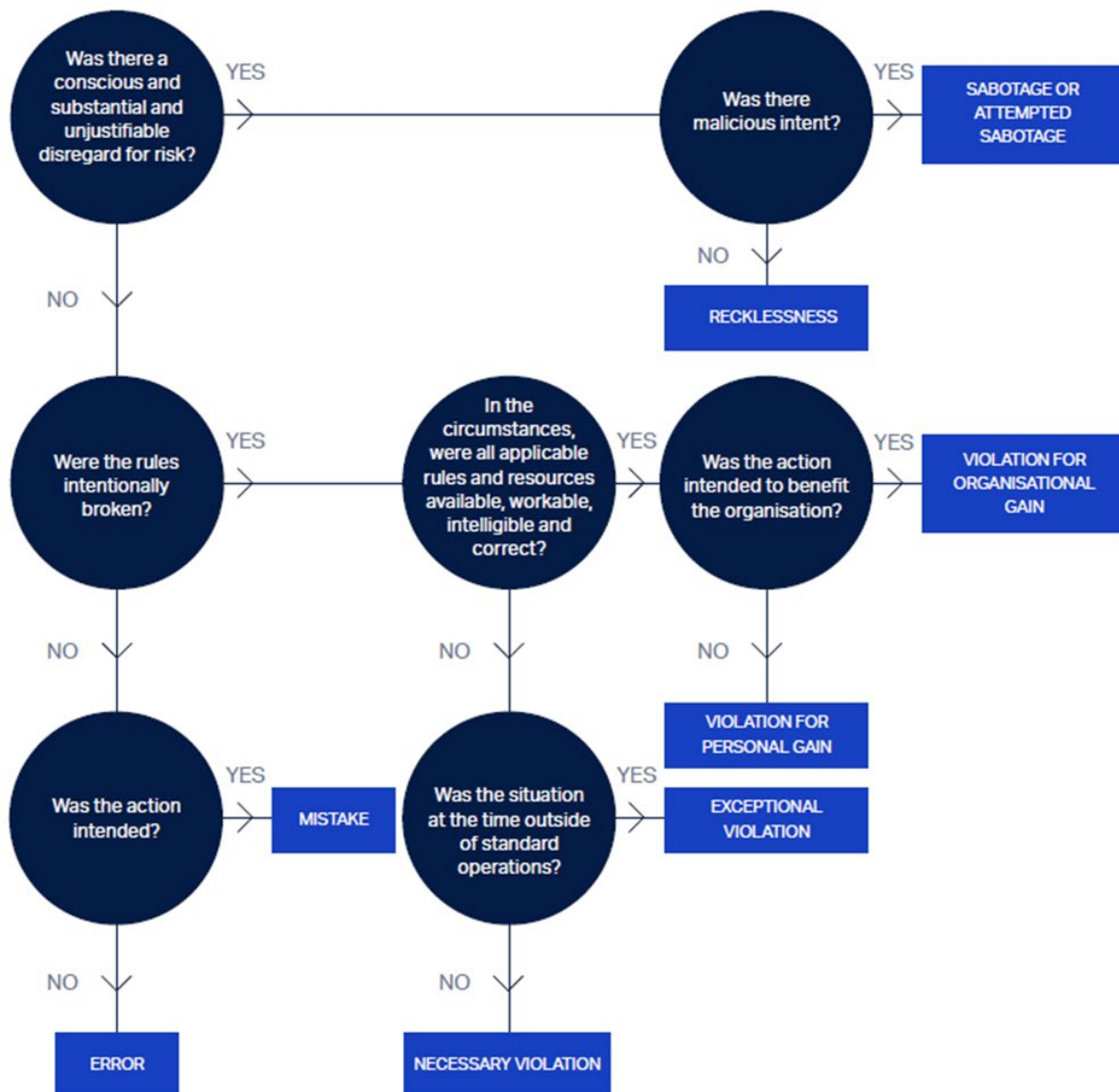


¹⁰⁰ FAiR@3 System , Version 3.3, April 2022 , © Baines Simmons Limited

D2 Just culture, behavioural types.

FAiR3 Behaviour Identification

START: Review the factual, non-judgemental, human performance oriented investigation data provided by your trained investigators



D3 Accountability framework



D4 The references and excerpts to FAiR in this Chapter have been reproduced with the permission of the copyright holder Baines Simmons Limited. Further information concerning the FAiR System can be found [by selecting the link at Appendix E.](#)

Appendix E

Useful Links

Forms

Aircraft Display Item Schedule	Aircraft Display Item schedule
Airspace Co-ordination and Obstacle Management form	Airspace Co-ordination and Obstacle Management
Flying Display and Special Event or Unusual Aerial Activity application form	Apply
OfW586a: Aeronautical ground station radio licence application form	OfW586a
RA 2335 Form 1: Flying Display Notification Form	RA 2335 Form 1
RA 2335 Form 4: Flying Display Director Post Event Feedback Form	Form 4
SRG 1303B: Application for fitness assessment for a flying display role	SRG 1303B
SRG 1303T: Flying Display Risk Assessment Template	SRG 1303T
SRG 1305: Flying Display Director Post-Event Feedback	SRG 1305
SRG 1327: Pilots Certified Declaration for Submission to the Flying Display Director	SRG 1327
SRG 1328: UK DA Exemption Application	SRG 1328
SRG 1330: Airborne Flying Display Director Checklist	SRG 1330
SRG 1411B: Application for the inclusion, renewal or cancellation of Unit Endorsements in an ATCO Licence	SRG 1411B
SRG 1413A: Application for Flying Display Director (FDD) Restricted Radio Operator's Certificate of Competence	SRG 1413A
SRG 1413B: Declaration by Flying Display Director	SRG 1413B
SRG 1414: Flight Information Service Officer licensing	SRG 1414
SRG 2003: Application for a Temporary Aerodrome Licence	SRG 2003

Publications

Aeronautical Information Circulars	AICs
Air Navigation Order 2016 (as amended)	ANO
Safety Directive-2025/001: Operation of Swept-Wing Ex-Military Jet Aircraft at Overland Flying Displays	SD-2025/001
CAP 1032: Aerodrome Flight Information Service Officer Licensing	CAP 1032
CAP 168: Licensing of Aerodromes	CAP 168
CAP 1694: Human Factors in Air Displays	CAP 1694
CAP 1724: Flying Display Pilot Authorisation and Evaluation: Requirements and Guidance	CAP 1724
CAP 1739: Safety Guidance for Balloon Events and Competitions	Link TBA
CAP 1789A: Unmanned Aircraft Systems	CAP 1789A
CAP 1988: Safety Guidance for Air Rallies, Fly-ins, Air Races/Contests & Charity Events	Link TBA
CAP 2331: Air Traffic Controllers – Licensing and Training	CAP 2331
CAP 413: Radiotelephony Manual	CAP 413
CAP 452: Aeronautical Radio Station Operator's Guide	CAP 452
CAP 452: SA 2023/01: Restricted ROCC - Flying Display Director (FDD)	CAP 452 SA 2023/01
CAP 632: Operation of 'Permit-to-Fly' ex-military aircraft on the UK register	CAP 632
CAP 660: Parachuting	CAP 660
CAP 670: Air Traffic Services Safety Requirements	CAP 670
CAP 719: Fundamental Human Factors Concepts	CAP 719
CAP 722: Unmanned Aircraft System Operations in UK Airspace - Guidance	CAP 722
CAP 737: Flight Crew Human Factors Handbook	CAP 737
CAP 760: Guidance on the Conduct of Hazard Identification, Risk Assessment and the Production of Safety Cases: For Aerodrome Operators and Air Traffic Service Providers	CAP 760
CAP 774: UK Flight Information Services	CAP 774
CAP 793: Safe Operating Practices at Unlicensed Aerodromes	CAP 793
CAP 797: Flight Information Service Officer Manual	CAP 797

NATS Human Factors in Flying Displays	Human Factors in Flying Displays
ORS 4 No.1249: General Exemption for Foreign Registered Home-Built Aircraft and Certain Historic Aircraft	ORS 4 No.1249
<u>ORS4 No.1496: (UK) Standardised European Rules of the Air - Exceptions to the Minimum Height Requirements</u>	ORS 4 No.1496
ORS 4 No.1524: Exemption for Certain French Registered Aircraft not possessing ICAO Compliant Certificates of Airworthiness	ORS 4 No.1524
ORS 4 No.1611: Balloon Pilots – Flying Displays	ORS 4 No.1611
ORS 5 CAA Schemes of charges	ORS 5
Regulatory Article (RA) 2335	RA 2335
Standardised European Rules of the Air	SERA

Contacts

British Hang-Gliding and Paragliding Association	office@bhpa.co.uk
British Model Flying Association (BMFA)	admin@bmfa.org
British Skydiving	info@britishskydiving.org
CAA Airspace Regulation (Utilisation)	AROps@caa.co.uk
CAA Airspace, ATM & Aerodromes	Aerodromes.ATM@caa.co.uk
CAA Applications and Approvals Department.	aanda@caa.co.uk
CAA GAU	ga@caa.co.uk
CAA RPAS Unit.	uavenquiries@caa.co.uk
Large Model Association (LMA)	secretary@largemodelassociation.com
Military Aviation Authority	DSA-MAA-Display@mod.gov.uk
Scottish Aeromodellers Association (SAA)	SAA
Ofcom	spectrum.licensing@ofcom.org.uk

Reporting

CAA Air Display HF repository	Repository for HF material
-------------------------------	--

CAA Aviation Reporting Portal	Occurrence Reporting
CAA make a report or complaint	Reports or complaints
Confidential Human Factors Incident Reporting Programme	CHIRP
References	
Air Accidents Investigation Branch	AAIB
Baines Simmons	FAiR
British Hang-Gliding and Paragliding Association	BHPA
British Parachute Association	BPA
CAA Accredited FDD list (CAA Website)	FDDs
CAA FDD – DA Access	Link TBA
CAA drone registration website	Register drones
CAA Drones website	Drones
CAA Flying Display Director Accreditation website.	FDD Accreditation
CAA General Aviation Unit (GAU) website	GAU
CAA HF strategy	HF Strategy
CAA Human factors in air displays	Human factors in air displays
Events Industry Forum (EIF) Event Safety Guide	Purple Guide
Maritime & Coastguard Agency	Maritime & Coastguard Agency
Natural England's Fire Severity Index	FSI
Military Aviation Authority	MAA
National Farmers' Union	NFU
National Health Service	NHS England
ProtectUK website.	ProtectUK
Red Cross	Red Cross
Royal National Lifeboat Institution	RNLI
St John Ambulance	SJA